



20th ANNUAL
REPORT

2021-22

CORPORATE INFORMATION

BOARD OF DIRECTORS

Mr. Atul Ranchal
Mr. Rajesh Mahajan
Mr. Manpreet Singh
Mr. Rajnish Kumar Bedi
Mr. Deepak Mahajan
Mrs. Sonia Gupta

Chairman
Managing Director
Technical Director
Independent Director
Independent Director
Independent Director

CHIEF FINANCIAL OFFICER

Mr. Prashant Rathi

COMPANY SECRETARY

Mrs. Jyoti Sancheti (Upto 7th June, 2022)

BANKERS

Kotak Mahindra Bank

STATUTORY AUDITORS

M/s SGC0 & Co. LLP
Chartered Accountants
4A, Kaledonia-HDIL, 2nd Floor,
Sahar Road, Near Andheri Station,
Andheri (East), Mumbai – 400 069
Tel: 022 66256363

SECRETARIAL AUDITORS

M/s Sharma Sarin & Associates
SCO 186-188, First Floor,
Adj. Ghazal Restaurant,
Sector 17-C, Chandigarh-160 017.
Tel.: 0172-5079110
Email : sharmasarinassociate@yahoo.com

REGD. OFFICE & WORKS

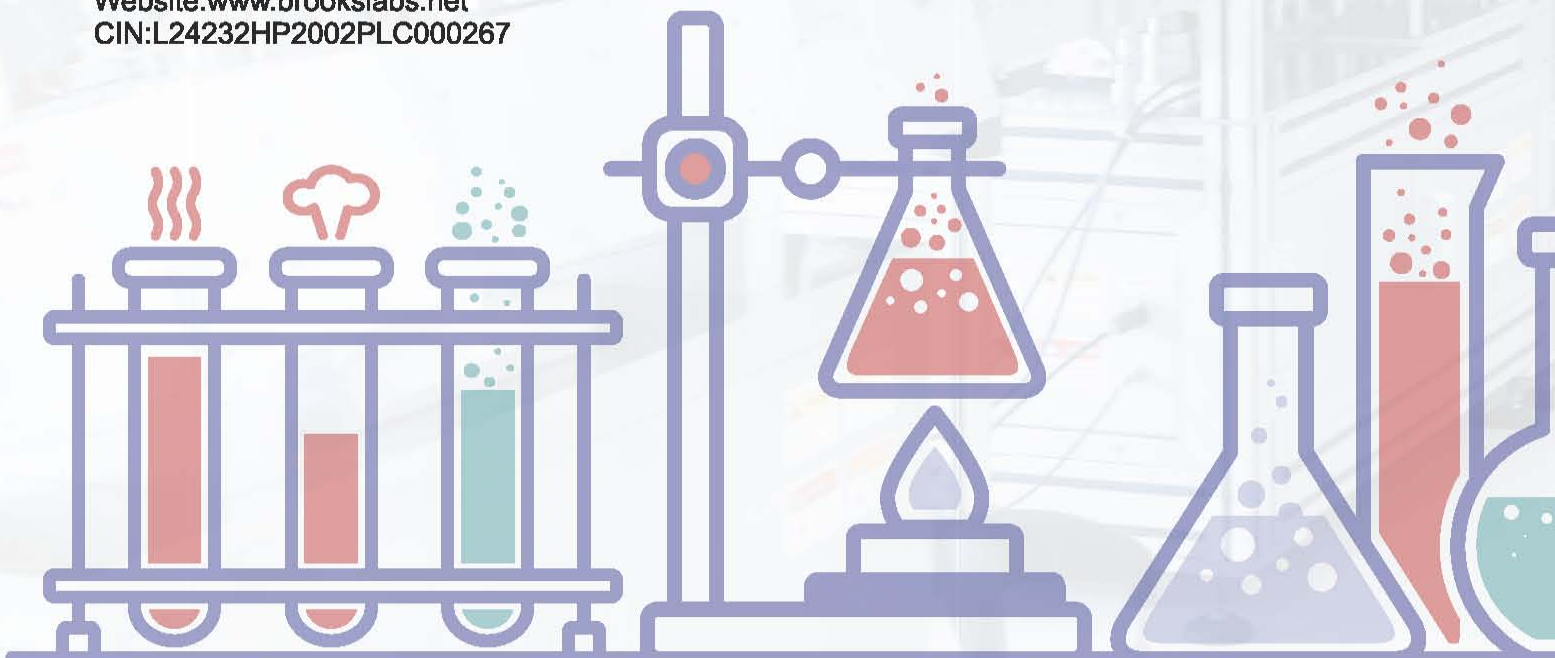
Unit 1: Village Kishanpura
Nalagarh Road, Taluka
Baddi, Distt. Solan, H.P.- 174101

CORPORATE OFFICE

201, "The Summit Business Bay"
Behind Guru Nanak Petrol Pump,
Off Andheri Kurla Road, Andheri (East)
Mumbai – 400093
Tel.: 022-69073100/Fax.: 022-61933114
Email: investors@brookslabs.net
Website: www.brookslabs.net
CIN:L24232HP2002PLC000267

REGISTRAR & SHARE TRANSFER AGENT

Link Intime India Pvt. Ltd.
C-101, 247 Park, LBS Marg, Vikhroli (West)
Mumbai -400083
Tel.: 022-49186000/ Fax.: 022-49186060
email: mt.helpdesk@linkintime.co.in
website: www.linkintime.co.in



CHAIRMAN'S LETTER



Dear Shareholders,

I greet you all to the 20th AGM of Brooks Laboratories Limited.

It's my pleasure to share with you that Brooks Steriscience Limited, Subsidiary of your Company got its first ANDA approval of injection Meropenem a few days back which makes this facility at Vadodara a USFDA approved facility. We plan to launch injection Meropenem in US market by October / November 2022. This shall add lots of strength to your Company.

We are also in process of finalizing our sale agreements of Meropenem in all major European Countries as we already have got approval of this product in all 30 EU Countries of Europe including UK.

We also expect more ANDA approvals this year which shall augment immediate business of the Company.

We shall also be able to commission our API facility of Carbapenems in coming months, it will resolve all supply chain issues, reducing our dependency on foreign markets for API & making us much more self-reliant in creating stable business and thus value to your Company.

On domestic front, last 5 months have seen an unprecedented slump in pharmaceutical sales, this trend is prevalent post COVID-19 throughout the country including most global markets, but looks like worst is over and again we started picking up sales in both our critical care division and in exports. We, also have increased our focus in exports by initiating registrations in African and LTAM Countries. As we started focusing on these markets, we are hopeful of getting results in coming years by making us less dependant on contract manufacturing business in domestic markets. Our focus is now on our own exports and on our own domestic marketing of critical care products.

Though USFDA or UKMHRA approvals are not small steps for any Company, especially in injectable segment. Our endeavour this year is now to create business volumes in these markets through our recent approvals in these markets.

Before concluding I once again sincerely thank all our valuable shareholders, our business partners and all dedicated employees of our Company.

I wish and pray great health & wealth for all reading this message.

Place: Mumbai
Date: 03.09.2022

Atul Ranchal
Chairman
Brooks Laboratories Ltd.

VADODARA FACILITY



Ertapenem Line (Filling Section)



New Research & Development Lab

CONTENTS

	Page No.
Notice	4
Directors' Report.....	13
Management Discussion & Analysis	18
Standalone	
Independent Auditor's Report.....	49
Annexure "A" to Independent Auditor's Report.....	52
Annexure "B" to Independent Auditor's Report.....	55
Balance Sheet	56
Statement of Profit & Loss.....	57
Cash Flow Statement	58
Statement of Changes in Equity	60
Notes forming part of the Financial Statements	61
Consolidated	
Independent Auditor's Report.....	100
Annexure "A" to Independent Auditor's Report.....	104
Balance Sheet	106
Statement of Profit & Loss.....	107
Cash Flow Statement	108
Statement of Changes in Equity	110
Notes forming part of the Financial Statements	111

NOTICE

Notice is hereby given that the 20th Annual General Meeting of Brooks Laboratories Limited will be held on Thursday, 29th September 2022 at 9 a.m. through Video Conference/Other Audio-Visual Means, to transact the following business:

ORDINARY BUSINESS:

1. **Adoption of Annual Audited Standalone and Consolidated financial statements and reports thereon**

To receive, consider and adopt the audited Standalone and Consolidated financial statements of the Company for the financial year ended 31st March 2022 and the Report of directors and Auditors thereon.

2. **Appointment of Director in place of those retiring by rotation**

To reappoint Mr. Rajesh Mahajan (DIN: 02000634), who retires by rotation, and being eligible, offers himself for reappointment.

SPECIAL BUSINESS:

3. **To ratify the remuneration of the Cost Auditors**

To consider and, if thought fit, to pass the following Resolution as an **Ordinary Resolution**:

“**RESOLVED THAT** under the provisions of Section 148 and other applicable provisions, if any, of the Companies Act, 2013 and the Companies (Audit and Auditors) Rules, 2014, (including any statutory modification(s) or re-enactment thereof), the Company hereby ratifies the remuneration payable to M/s. Balwinder & Associates, Cost Accountants, Mohali (Firm Reg No. 000201), as recommended by the Audit Committee and approved by the Board of Directors of the Company as Cost Auditors to conduct the audit of the cost records of the Company for the financial year ending 31st March 2023, amounting to Rs. 60,000/- plus taxes.”

4. **Approval for Related Party Transactions**

To consider and if thought fit, to pass, with or without modification(s), the following resolution, as an **Ordinary Resolution**;

“**RESOLVED THAT** pursuant to the provisions of Section 188 and all other applicable provisions, if any, of the Companies Act, 2013 read with the Companies (Meetings of Board and its Powers) Rules, 2014 and pursuant to Regulation 23(4) of the SEBI (Listing Obligations and Disclosure Requirements) Regulations, 2015 (Listing Regulations) and the Company’s Policy on Related Party Transaction(s) (including any statutory modification(s) or re-enactment(s) thereof for the time being in force) and subject to such other approvals, consents, permissions and sanctions of any authorities as may be necessary, consent of the members be and is hereby accorded to the Board of Directors of the Company (hereinafter referred to as the “Board” which term shall include any Committee constituted by the Board or any other person(s) authorized by the Board to exercise its powers, including the powers conferred by this resolution) to enter into contract(s)/arrangement(s)/transaction(s) with the related party as detailed in the table forming part of the Explanatory Statement annexed to this notice with respect to the Sale, purchase or supply of goods or materials leasing of property of any kind, availing or rendering of any services, appointment of agent for purchase or sale of goods, materials, services or property or appointment of such parties to any office or place of profit in the Company or any other transactions of whatever nature, at arm’s length basis and in ordinary course of business, notwithstanding that such transactions may exceed 10% of the consolidated turnover of the Company in any financial year or such threshold limit as may be specified by the listing regulations from time to time up to such extent and on such terms and conditions as specified in the table forming part of the explanatory statement annexed to this notice.

“**RESOLVED FURTHER THAT** the Board be and is hereby authorized to do all such acts, deeds, matters, and things and to delegate all or any of the powers conferred on it by or under this resolution to any Committee of Directors of the Company and to do all acts and take such steps as may be considered necessary or expedient to give effect to the aforesaid resolution”.

5. **Increase in Authorized Share Capital of the Company.**

To consider and, if though fit, to pass with or without modification(s) the following resolution as an **Ordinary Resolution**:

“**RESOLVED THAT** pursuant to provisions of Section 61(1)(a) read with Section 64 and other applicable provisions, if any, of the Companies Act, 2013 (including any amendment thereto or re-enactment thereof) and the rule framed thereunder, the consent of the Members of the Company be and is hereby accorded to increase the Authorized Share Capital of the company from existing Rs. 25,00,00,000/- (Rupees Twenty Five Crores Only) divided into 2,50,00,000 (Two Crores Fifty lakhs) Equity shares of Rs. 10/- each to Rs. 30,00,00,000/- (Rupees Thirty Crores Only) consisting of 3,00,00,000 (Three Crores) Equity Shares of Rs. 10/- (Rupees Ten) each by creation of additional of 50,00,000 (Fifty Lakhs) Equity Shares of Face Value of Rs. 10/- each.”

“**RESOLVED FURTHER THAT** any of the director of the company be and is hereby severally authorized to all such deeds, acts, matters and things necessary to give effect to the above resolution including signing and filing the necessary forms with the registrar of companies in order to give effect to the above resolution.”

6. Approval for Alteration of Capital clause of Memorandum of Association of the Company.

To consider and, if though fit, to pass with or without modification(s) the following resolution as a **Special Resolution**:

“**RESOLVED THAT** pursuant to the provisions of section 13 and all other applicable provisions, if any, of the Companies Act, 2013 (including any Statutory modification or re-enactment thereof for the time being in force), the existing Clause V of the Memorandum of Association of the Company be and is hereby substituted by the following clause:

V. “The Authorized Share Capital of the Company is Rs. 30,00,00,000/- (Rupees Thirty Crores only) divided into 3,00,00,000 (Three Crores) Equity Shares of Rs. 10/- (Rupees Ten only) each.”

“**RESOLVED FURTHER THAT** any of the director of the company be and is hereby severally authorized to do all such deeds, acts, matters and things necessary to give effect to the above resolution including signing and filing the necessary forms with the registrar of companies in order to give effect to the above resolution.”

Place: Mumbai
September 3, 2022

By Order of the Board of Directors
For **Brooks Laboratories Limited**

Sd/-

Rajesh Mahajan
Managing Director

Registered Office:
Village Kishanpura,
Nalagarh Road, Baddi, Distt. Solan, H.P.
CIN: L24232HP2002PLC000267
Email id: investors@brookslabs.net

NOTES:

1. In view of the massive outbreak of the COVID-19 pandemic, social distancing is a norm to be followed and pursuant to the Circular No. 14/2020 dated April 08, 2020, Circular No.17/2020 dated April 13, 2020 issued by the Ministry of Corporate Affairs followed by Circular No. 20/2020 dated May 05, 2020, Circular No. 02/2021 dated January 13, 2021 and circular no. 02/2022 dated May 05, 2022 and all other relevant circulars issued from time to time, physical attendance of the Members to the AGM venue is not required and general meeting be held through video conferencing (VC) or other audio visual means (OAVM). Hence, Members can attend and participate in the ensuing AGM through VC/OAVM.
2. In compliance with the aforesaid MCA Circulars and SEBI Circulars dated 12th May, 2020, 15th January, 2021 and 13th May, 2022 Notice of the AGM along with the Annual Report 2021-22 is being sent only through electronic mode to those members whose email addresses are registered with the Company/ DP.
3. An Explanatory Statement according to Section 102(1) of the Companies Act, 2013, in respect of the items of Special Business given in this Notice, is annexed hereto.
4. In case of joint holders attending the meeting, only such joint holder who is higher in the order of names will be entitled to vote.
5. The Register of Members and Share Transfer Books will remain closed from Saturday, September 24, 2022, to Thursday, September 29, 2022 (both days inclusive).
6. Members who have not registered their e-mail addresses so far are requested to register the same with their respective Depository Participants, in case of shares held in dematerialised form and with the Registrar and Share Transfer Agent in case of shares held in physical form so that all communication including Annual Report, Notices, Circulars, etc. can be sent to them electronically.
7. SEBI has mandated submission of Permanent Account Number (PAN) by every member of the Company. Members holding shares in dematerialised form are requested to submit their PAN to their respective Depository Participants. Members holding shares in physical form can submit their PAN to the Registrar and Share Transfer Agent.
8. For any assistance or information about shares, dividends, etc. Members may contact the Registrar and Share Transfer Agents viz. Link Intime India Private Limited, C-101,247 Park, L.B.S.Marg, Vikhroli (W), Mumbai- 400083 (Tel: 022-49186000; Fax: 022-49186060; Email: rnt.helpdesk@linkintime.co.in; Website: www.linkintime.co.in)
9. All documents referred to in the Notice and accompanying Statements are open for inspection at the Registered Office of the Company on all working days of the Company between 10 a.m. and 12 noon up to the date of the Meeting.
10. In case of any queries regarding the Annual Report, the Members may write to investors@brookslabs.net to receive an email response.

CDSL e-Voting System – For Remote e-voting and e-voting during AGM/EGM

1. As you are aware, in view of the situation arising due to COVID-19 global pandemic, the general meetings of the companies shall be conducted as per the guidelines issued by the Ministry of Corporate Affairs (MCA) vide Circular No. 14/2020 dated April 8, 2020, Circular No.17/2020 dated April 13, 2020 and Circular No. 20/2020 dated May 05, 2020. The forthcoming AGM/EGM will thus be held through video conferencing (VC) or other audio visual means (OAVM). Hence, Members can attend and participate in the ensuing AGM/EGM through VC/OAVM.
2. Pursuant to the provisions of Section 108 of the Companies Act, 2013 read with Rule 20 of the Companies (Management and Administration) Rules, 2014 (as amended) and Regulation 44 of SEBI (Listing Obligations & Disclosure Requirements) Regulations 2015 (as amended), and MCA Circulars dated April 08, 2020, April 13, 2020 and May 05, 2020 the Company is providing facility of remote e-voting to its Members in respect of the business to be transacted at the AGM/EGM. For this purpose, the Company has entered into an agreement with Central Depository Services (India) Limited (CDSL) for facilitating voting through electronic means, as the authorized e-Voting's agency. The facility of casting votes by a member using remote e-voting as well as the e-voting system on the date of the EGM/AGM will be provided by CDSL.
3. The Members can join the EGM/AGM in the VC/OAVM mode 15 minutes before and after the scheduled time of the commencement of the Meeting by following the procedure mentioned in the Notice. The facility of participation at the EGM/AGM through VC/OAVM will be made available to atleast 1000 members on first come first served basis. This will not include large Shareholders (Shareholders holding 2% or more shareholding), Promoters, Institutional Investors, Directors, Key Managerial Personnel, the Chairpersons of the Audit Committee, Nomination and Remuneration Committee and Stakeholders Relationship Committee, Auditors etc. who are allowed to attend the EGM/AGM without restriction on account of first come first served basis.
4. The attendance of the Members attending the AGM/EGM through VC/OAVM will be counted for the purpose of ascertaining the quorum under Section 103 of the Companies Act, 2013.
5. Pursuant to MCA Circular No. 14/2020 dated April 08, 2020, the facility to appoint proxy to attend and cast vote for the members is not available for this AGM/EGM. However, in pursuance of Section 112 and Section 113 of the Companies Act, 2013, representatives of the members such as the President of India or the Governor of a State or body corporate can attend the AGM/EGM through VC/OAVM and cast their votes through e-voting.

In line with the Ministry of Corporate Affairs (MCA) Circular No. 17/2020 dated April 13, 2020, the Notice calling the AGM/EGM has been uploaded on the website of the Company at www.brookslabs.net. The Notice can also be accessed from the websites of the Stock Exchanges i.e. BSE Limited and National Stock Exchange of India Limited at www.bseindia.com and www.nseindia.com respectively. The AGM/EGM Notice is also disseminated on the website of CDSL (agency for providing the Remote e-Voting facility and e-voting system during the AGM/EGM) i.e. www.evotingindia.com.

6. The AGM/EGM has been convened through VC/OAVM in compliance with applicable provisions of the Companies Act, 2013 read with MCA Circular No. 14/2020 dated April 8, 2020 and MCA Circular No. 17/2020 dated April 13, 2020 and MCA Circular No. 20/2020 dated May 05, 2020.

In continuation of this Ministry's **General Circular No. 20/2020**, dated 05th May, 2020 and after due examination, it has been decided to allow companies whose AGMs were due to be held in the year 2020, or become due in the year 2021, to conduct their AGMs on or before 31.12.2021, in accordance with the requirements provided in paragraphs 3 and 4 of the General Circular No. 20/2020 as per MCA circular no. 02/2021 dated January, 13, 2021.

THE INTRUCTIONS OF SHAREHOLDERS FOR E-VOTING AND JOINING VIRTUAL MEETINGS ARE AS UNDER:

Step 1 : Access through Depositories CDSL/NSDL e-Voting system in case of individual shareholders holding shares in demat mode.

Step 2 : Access through CDSL e-Voting system in case of shareholders holding shares in physical mode and non-individual shareholders in demat mode.

- (i) The voting period begins on 26th September, 2022 at 9:00 am and ends on 28th September, 2022 at 5:00 pm. During this period shareholders' of the Company, holding shares either in physical form or in dematerialized form, as on the cut-off date 23rd September, 2022 may cast their vote electronically. The e-voting module shall be disabled by CDSL for voting thereafter.
- (ii) Shareholders who have already voted prior to the meeting date would not be entitled to vote at the meeting venue.
- (iii) Pursuant to SEBI Circular No. **SEBI/HO/CFD/CMD/CIR/P/2020/242 dated 09.12.2020**, under Regulation 44 of Securities and Exchange Board of India (Listing Obligations and Disclosure Requirements) Regulations, 2015, listed entities are required to provide remote e-voting facility to its shareholders, in respect of all shareholders' resolutions. However, it has been observed that the participation by the public non-institutional shareholders/retail shareholders is at a negligible level.

Currently, there are multiple e-voting service providers (ESPs) providing e-voting facility to listed entities in India. This necessitates registration on various ESPs and maintenance of multiple user IDs and passwords by the shareholders.

In order to increase the efficiency of the voting process, pursuant to a public consultation, it has been decided to enable e-voting to **all the demat account holders, by way of a single login credential, through their demat accounts/ websites of Depositories/ Depository Participants**. Demat account holders would be able to cast their vote without having to register again with the ESPs, thereby, not only facilitating seamless authentication but also enhancing ease and convenience of participating in e-voting process.

Step 1 : Access through Depositories CDSL/NSDL e-Voting system in case of individual shareholders holding shares in demat mode.

Type of shareholders	Login Method
Individual Shareholders holding securities in Demat mode with CDSL Depository	<p>Users who have opted for CDSL Easi / Easiest facility, can login through their existing user id and password. Option will be made available to reach e-Voting page without any further authentication. The URL for users to login to Easi / Easiest are https://web.cdslindia.com/myeasi/home/login or visit www.cdslindia.com and click on Login icon and select New System Myeasi.</p> <p>After successful login the Easi / Easiest user will be able to see the e-Voting option for eligible companies where the evoting is in progress as per the information provided by company. On clicking the evoting option, the user will be able to see e-Voting page of the e-Voting service provider for casting your vote during the remote e-Voting period or joining virtual meeting & voting during the meeting. Additionally, there is also links provided to access the system of all e-Voting Service Providers i.e. CDSL/NSDL/KARVY/LINKINTIME, so that the user can visit the e-Voting service providers' website directly.</p> <p>If the user is not registered for Easi/Easiest, option to register is available at https://web.cdslindia.com/myeasi/Registration/EasiRegistration</p> <p>Alternatively, the user can directly access e-Voting page by providing Demat Account Number and PAN No. from a e-Voting link available on www.cdslindia.com home page or click on https://evoting.cdslindia.com/Evoting/EvotingLogin The system will authenticate the user by sending OTP on registered Mobile & Email as recorded in the Demat Account. After successful authentication, user will be able to see the e-Voting option where the evoting is in progress and also able to directly access the system of all e-Voting Service Providers.</p>

<p>Individual Shareholders holding securities in demat mode with NSDL Depository</p>	<p>If you are already registered for NSDL IDeAS facility, please visit the e-Services website of NSDL. Open web browser by typing the following URL: https://eservices.nsdl.com either on a Personal Computer or on a mobile. Once the home page of e-Services is launched, click on the “Beneficial Owner” icon under “Login” which is available under ‘IDeAS’ section. A new screen will open. You will have to enter your User ID and Password. After successful authentication, you will be able to see e-Voting services. Click on “Access to e-Voting” under e-Voting services and you will be able to see e-Voting page. Click on company name or e-Voting service provider name and you will be re-directed to e-Voting service provider website for casting your vote during the remote e-Voting period or joining virtual meeting & voting during the meeting.</p> <p>If the user is not registered for IDeAS e-Services, option to register is available at https://eservices.nsdl.com. Select “Register Online for IDeAS “Portal or click at https://eservices.nsdl.com/SecureWeb/IdeasDirectReg.jsp</p> <p>Visit the e-Voting website of NSDL. Open web browser by typing the following URL: https://www.evoting.nsdl.com/ either on a Personal Computer or on a mobile. Once the home page of e-Voting system is launched, click on the icon “Login” which is available under ‘Shareholder/Member’ section. A new screen will open. You will have to enter your User ID (i.e. your sixteen digit demat account number hold with NSDL), Password/OTP and a Verification Code as shown on the screen. After successful authentication, you will be redirected to NSDL Depository site wherein you can see e-Voting page. Click on company name or e-Voting service provider name and you will be redirected to e-Voting service provider website for casting your vote during the remote e-Voting period or joining virtual meeting & voting during the meeting</p>
<p>Individual Shareholders (holding securities in demat mode) login through their Depository Participants (DP)</p>	<p>You can also login using the login credentials of your demat account through your Depository Participant registered with NSDL/CDSL for e-Voting facility. After Successful login, you will be able to see e-Voting option. Once you click on e-Voting option, you will be redirected to NSDL/CDSL Depository site after successful authentication, wherein you can see e-Voting feature. Click on company name or e-Voting service provider name and you will be redirected to e-Voting service provider website for casting your vote during the remote e-Voting period or joining virtual meeting & voting during the meeting.</p>

- (iv) In terms of **SEBI circular no. SEBI/HO/CFD/CMD/CIR/P/2020/242 dated December 9, 2020** on e-Voting facility provided by Listed Companies, Individual shareholders holding securities in demat mode are allowed to vote through their demat account maintained with Depositories and Depository Participants. Shareholders are advised to update their mobile number and email Id in their demat accounts in order to access e-Voting facility.

Pursuant to abovesaid SEBI Circular, Login method for e-Voting and joining virtual meetings **for Individual shareholders holding securities in Demat mode CDSL/NSDL** is given below:

Important note: Members who are unable to retrieve User ID/ Password are advised to use Forget User ID and Forget Password option available at abovementioned website.

Helpdesk for Individual Shareholders holding securities in demat mode for any technical issues related to login through Depository i.e. CDSL and NSDL

Login type	Helpdesk details
Individual Shareholders holding securities in Demat mode with CDSL	Members facing any technical issue in login can contact CDSL helpdesk by sending a request at helpdesk.evoting@cdslindia.com or contact at toll free no. 1800 22 55 33
Individual Shareholders holding securities in Demat mode with NSDL	Members facing any technical issue in login can contact NSDL helpdesk by sending a request at evoting@nsdl.co.in or call at toll free no.: 1800 1020 990 and 1800 22 44 30

Step 2 : Access through CDSL e-Voting system in case of shareholders holding shares in physical mode and non-individual shareholders in demat mode.

- (v) Login method for e-Voting and joining virtual meetings for **Physical shareholders and shareholders other than individual holding in Demat form.**

- 1) The shareholders should log on to the e-voting website www.evotingindia.com.
- 2) Click on “Shareholders” module.

- 3) Now enter your User ID
 - a. For CDSL: 16 digits beneficiary ID,
 - b. For NSDL: 8 Character DP ID followed by 8 Digits Client ID,
 - c. Shareholders holding shares in Physical Form should enter Folio Number registered with the Company.

- 4) Next enter the Image Verification as displayed and Click on Login.

If you are holding shares in demat form and had logged on to www.evotingindia.com and voted on an earlier e-voting of any company, then your existing password is to be used.

- 5) If you are a first-time user follow the steps given below:

	For Physical shareholders and other than individual shareholders holding shares in Demat.
PAN	Enter your 10 digit alpha-numeric *PAN issued by Income Tax Department (Applicable for both demat shareholders as well as physical shareholders) <ul style="list-style-type: none"> • Shareholders who have not updated their PAN with the Company/Depository Participant are requested to use the sequence number sent by Company/RTA or contact Company/RTA.
Dividend Bank Details OR Date of Birth (DOB)	Enter the Dividend Bank Details or Date of Birth (in dd/mm/yyyy format) as recorded in your demat account or in the company records in order to login. <ul style="list-style-type: none"> • If both the details are not recorded with the depository or company, please enter the member id / folio number in the Dividend Bank details field.

- (vi) After entering these details appropriately, click on “SUBMIT” tab.
- (vii) Shareholders holding shares in physical form will then directly reach the Company selection screen. However, shareholders holding shares in demat form will now reach ‘Password Creation’ menu wherein they are required to mandatorily enter their login password in the new password field. Kindly note that this password is to be also used by the demat holders for voting for resolutions of any other company on which they are eligible to vote, provided that company opts for e-voting through CDSL platform. It is strongly recommended not to share your password with any other person and take utmost care to keep your password confidential.
- (viii) For shareholders holding shares in physical form, the details can be used only for e-voting on the resolutions contained in this Notice.
- (ix) Click on the EVSN for the relevant <Company Name> on which you choose to vote.
- (x) On the voting page, you will see “RESOLUTION DESCRIPTION” and against the same the option “YES/NO” for voting. Select the option YES or NO as desired. The option YES implies that you assent to the Resolution and option NO implies that you dissent to the Resolution.
- (xi) Click on the “RESOLUTIONS FILE LINK” if you wish to view the entire Resolution details.
- (xii) After selecting the resolution, you have decided to vote on, click on “SUBMIT”. A confirmation box will be displayed. If you wish to confirm your vote, click on “OK”, else to change your vote, click on “CANCEL” and accordingly modify your vote.
- (xiii) Once you “CONFIRM” your vote on the resolution, you will not be allowed to modify your vote.
- (xiv) You can also take a print of the votes cast by clicking on “Click here to print” option on the Voting page.
- (xv) If a demat account holder has forgotten the login password then Enter the User ID and the image verification code and click on Forgot Password & enter the details as prompted by the system.
- (xvi) There is also an optional provision to upload BR/POA if any uploaded, which will be made available to scrutinizer for verification.
- (xvii) **Additional Facility for Non – Individual Shareholders and Custodians –For Remote Voting only.**

Non-Individual shareholders (i.e. other than Individuals, HUF, NRI etc.) and Custodians are required to log on to www.evotingindia.com and register themselves in the “Corporates” module.

A scanned copy of the Registration Form bearing the stamp and sign of the entity should be emailed to helpdesk.evoting@cdslindia.com.

After receiving the login details a Compliance User should be created using the admin login and password. The Compliance User would be able to link the account(s) for which they wish to vote on.

The list of accounts linked in the login will be mapped automatically & can be delink in case of any wrong mapping.

It is Mandatory that, a scanned copy of the Board Resolution and Power of Attorney (POA) which they have issued in favour of the Custodian, if any, should be uploaded in PDF format in the system for the scrutinizer to verify the same.

- Alternatively Non Individual shareholders are required mandatory to send the relevant Board Resolution/ Authority letter etc. together with attested specimen signature of the duly authorized signatory who are authorized to vote, to the Scrutinizer and to the Company at the email address viz;investor@brookslabs.net (designated email address by company) , if they have voted from individual tab & not uploaded same in the CDSL e-voting system for the scrutinizer to verify the same.

INSTRUCTIONS FOR SHAREHOLDERS ATTENDING THE AGM/EGM THROUGH VC/OAVM & E-VOTING DURING MEETING ARE AS UNDER:

1. The procedure for attending meeting & e-Voting on the day of the AGM/ EGM is same as the instructions mentioned above for e-voting.
2. The link for VC/OAVM to attend meeting will be available where the EVSN of Company will be displayed after successful login as per the instructions mentioned above for e-voting.
3. Shareholders who have voted through Remote e-Voting will be eligible to attend the meeting. However, they will not be eligible to vote at the AGM/EGM.
4. Shareholders are encouraged to join the Meeting through Laptops / IPads for better experience.
5. Further shareholders will be required to allow Camera and use Internet with a good speed to avoid any disturbance during the meeting.
6. Please note that Participants Connecting from Mobile Devices or Tablets or through Laptop connecting via Mobile Hotspot may experience Audio/Video loss due to Fluctuation in their respective network. It is therefore recommended to use Stable Wi-Fi or LAN Connection to mitigate any kind of aforesaid glitches.
7. Shareholders who would like to express their views/ask questions during the meeting may register themselves as a speaker by sending their request in advance atleast **10 days prior to meeting** mentioning their name, demat account number/folio number, email id, mobile number at cs@brookslabs.net. The shareholders who do not wish to speak during the AGM but have queries may send their queries in advance **10 days prior to meeting** mentioning their name, demat account number/folio number, email id, mobile number at cs@brookslabs.net. These queries will be replied to by the company suitably by email.
8. Those shareholders who have registered themselves as a speaker will only be allowed to express their views/ask questions during the meeting.
9. Only those shareholders, who are present in the AGM/EGM through VC/OAVM facility and have not casted their vote on the Resolutions through remote e-Voting and are otherwise not barred from doing so, shall be eligible to vote through e-Voting system available during the EGM/AGM.
10. If any Votes are cast by the shareholders through the e-voting available during the EGM/AGM and if the same shareholders have not participated in the meeting through VC/OAVM facility, then the votes cast by such shareholders may be considered invalid as the facility of e-voting during the meeting is available only to the shareholders attending the meeting.

PROCESS FOR THOSE SHAREHOLDERS WHOSE EMAIL/MOBILE NO. ARE NOT REGISTERED WITH THE COMPANY/ DEPOSITORIES.

1. For Physical shareholders- please provide necessary details like Folio No., Name of shareholder, scanned copy of the share certificate (front and back), PAN (self attested scanned copy of PAN card), AADHAR (self attested scanned copy of Aadhar Card) by email to **Company/RTA email id**.
2. For Demat shareholders - Please update your email id & mobile no. with your respective **Depository Participant (DP)**
3. **For Individual Demat shareholders – Please update your email id & mobile no. with your respective Depository Participant (DP) which is mandatory while e-Voting & joining virtual meetings through Depository.**

If you have any queries or issues regarding attending AGM & e-Voting from the CDSL e-Voting System, you can write an email to helpdesk.evoting@cdslindia.com or contact at toll free no. 1800 22 55 33

All grievances connected with the facility for voting by electronic means may be addressed to Mr. Rakesh Dalvi, Sr. Manager, (CDSL,) Central Depository Services (India) Limited, A Wing, 25th Floor, Marathon Futurex, Mafatlal Mill Compounds, N M Joshi Marg, Lower Parel (East), Mumbai - 400013 or send an email to helpdesk.evoting@cdslindia.com or call toll free no. 1800 22 55 33.

A statement under Section 102(1) of the Companies Act, 2013 ('Act')

Resolution No.3

As per Notification dated 31st December 2014 issued by the Ministry of Corporate Affairs, the Companies (Cost Records and Audit) Rules, 2014, provisions relating to the auditing of cost accounting records apply to the Company with effect from the date of the above Notification. Accordingly, the audit of cost accounting records of the Company is mandatory from the financial year 2014-15.

At the recommendation of the Audit Committee, the Board of Directors has approved the appointment of M/s Balwinder & Associates, Cost Accountants, as the Cost Auditors to conduct the audit of the cost records of the Company for the financial year 2022-23 at a remuneration of Rs.60,000/- plus taxes per financial year.

Section 148 (3) of the Companies Act, 2013 read with Rule 14 of the Companies (Audit and Auditor) Rules, 2014, requires the remuneration payable to the Cost Auditors to be ratified by the Members of the Company. Accordingly, the approval of the Members is sought for passing an Ordinary Resolution for ratification of the remuneration to the Cost Auditor payable for the financial year 2022-23.

The Board accordingly recommends the resolutions for the approval of the shareholders by way of an Ordinary resolution.

The Directors recommend the Resolutions for the approval of Members.

Resolution No. 4

Section 188 of the Companies Act, 2013 ("the Act") read with Rule 15 of the Companies (Meetings of the Board and its Powers) Rules, 2015 ("the Rules") states that no Company shall enter into material related party transactions except with the consent of the members of the Company, where such transactions are either not (a) in the ordinary course of business or (b) on an arm's length basis.

Regulation 23(4) of the SEBI (Listing Obligations and Disclosure Requirements) Regulations, 2015 ("Listing Regulations") states that all material-related party transactions shall require approval of the shareholders through resolution.

The shareholders' approval is sought to the related party/material related party transactions entered / to be entered into with the below-mentioned parties. The Company has obtained prior approval of the Audit Committee to the said transactions as required under Regulation 23(2) of the Listing Regulations.

All related party transactions are/shall be at arm's length basis and in the ordinary course of business of the Company and therefore the provisions of the Act and the Rules made thereunder are not attracted.

However, Regulation 23(4) of the Listing Regulations states that all material related party transactions shall require approval of the shareholders through resolution and related parties shall abstain from voting on such resolution. Member's approval is therefore sought under relevant provisions of the Act, applicable, if any, and the Listing Regulations.

Information relating to transactions are as under –

Name of the Related Party	Name of Director/KMP interested	Nature of Relationship	Nature, Duration of the Contract and Particulars of the Contract or Arrangement	The estimated amount of transactions during the financial years 2022-23 and 2023-24
Brooks Steriscience Limited (BSL)	None	Subsidiary Company	Purchase of Goods, Commission in respect of goods purchased.	Up to Rs. 28 Crores
Brooks Steriscience Limited (BSL)	None	Subsidiary Company	Sale of Goods, Commission in respect of goods sold.	Up to Rs. 28 Crores
Brooks Steriscience Limited (BSL)	None	Subsidiary Company	Providing and availing job work services, Cross Charges for shared services, Commission in respect of services availed/provided.	Up to Rs. 6 Crores
SteriBrooks Penems Private Limited	Mr. Atul Ranchal, Chairman is Director	Associate/ Joint Venture Company	Purchase/Sale of Goods.	Up to Rs. 30 Crores
SteriBrooks Penems Private Limited	Mr. Atul Ranchal, Chairman is Director	Associate/ Joint Venture Company	Sale of Goods.	Up to Rs. 30 Crores

Name of the Related Party	Name of Director/KMP interested	Nature of Relationship	Nature, Duration of the Contract and Particulars of the Contract or Arrangement	The estimated amount of transactions during the financial years 2022-23 and 2023-24
Steriscience Specialties Private Limited	None	Joint Venturer Company	Purchase of Goods.	Up to Rs. 20 Crores
Steriscience Specialties Private Limited	None	Joint Venturer Company	Sale of Goods.	Up to Rs. 20 Crores

Material Terms of the Contract- The proposed contracts/ arrangements/ transactions related to sale /purchase of goods/services or any other transaction(s), which shall be governed by the Company's Related Party Transaction Policy and shall be approved by the Audit Committee within the overall limits approved by the members. Some of the arrangements could be in the form of Purchase Orders/ Service Orders based on negotiations whose terms and conditions shall satisfy arm's length criteria.

Material terms of the transactions with Related Parties include the following: 1) All the transactions were continuingly in the ordinary course of business and were undertaken on an arm's length basis and in the ordinary course of business. 2) The transactions were based on Purchase / Service Orders issued from time to time.

Whether all factors relevant to the contract have been considered, if not, the details of factors not considered with the rationale for not considering those factors: All factors relevant to the contract have been considered.

Any other information relevant or important for the Members to decide on the proposed resolution: None

Because of compliance with Regulation 23 of the SEBI (Listing Obligations and Disclosure Requirements) Regulations, 2015, approval of members for the above Related Party Transactions is being sought by way of an Ordinary Resolution. The proposal outlined above will contribute to continuous growth in sales & profits of your Company and is in the interest of the Company. Hence, the Audit Committee / Board recommends the resolution set out in the Item as an Ordinary resolution. None of the Related Parties shall vote in the resolution. None of the Director, key managerial personnel, and their relatives, are concerned or interested in the said resolution except to the extent of their directorship and shareholding in the Company.

Resolution No. 5 & 6

Your Board at its meeting held on 3rd September, 2022 subject to the approval of the shareholders, and receipt of such other statutory/regulatory approvals, as may be required, has proposed to increase the Authorized Share Capital of the Company from Rs. 25,00,00,000/- (Rupees Twenty Five Crores) consisting of 2,50,00,000 (Two Crores and Fifty Lakhs) Equity Shares of Rs. 10/- (Rupees Ten) each to Rs. 30,00,00,000/- (Rupees Thirty Crores Only) consisting of 3,00,00,000 (Three Crores) Equity Shares of Rs. 10/- (Rupees Ten only) each."

The Proposed resolution under this item No. 5 & 6 seeks to obtain Members' approval to alter Clause V as mentioned in the Memorandum of Association of the Company. Pursuant to section 61 of the Companies Act, 2013, if authorized Share Capital is to be increased and Memorandum and Articles is to be altered of the Company, a Special Resolution is required to be passed by the Members of the Company.

None of the Directors, Key Managerial Personnel or their relatives thereof, is in any way, interested or concerned in the proposed Resolutions at Item No. 5 & 6 of the Notice except to the extent of their shareholding. The Board recommends the Resolutions set forth in Item No. 5 & 6 for the approval of the members.

Place: Mumbai
September 3, 2022

By Order of the Board of Directors
For **Brooks Laboratories Limited**

Sd/-

Rajesh Mahajan
Managing Director

Registered Office:
Village Kishanpura,
Nalagarh Road, Baddi, Distt. Solan, H.P.
CIN: L24232HP2002PLC000267
Email id: investors@brookslabs.net

Directors' Report

The Board of Directors of your Company has pleasure in presenting the 20th Annual Report on the affairs of the Company together with the Standalone and Consolidated Financials Audited Accounts of the Company for the year ended 31st March, 2022.

1. Financial Results

The Financial Results for the year are as under: -

Rs. (in lakhs)

PARTICULARS	STANDALONE		CONSOLIDATED	
	2021-22	2020-21	2021-22	2020-21
Turnover	7696.72	7727.45	9107.72	7724.69
Other Income	94.76	96.02	90.91	73.55
Total Income	7791.48	7823.47	9198.63	7798.24
Expenditure	7509.28	7632.95	10543.63	7672.6
Profit before Depreciation, Interest & Tax (PBDIT)	282.20	190.52	(1345)	125.64
Financial Expenses (Interest)	66.97	324.76	309.69	309.84
Profit before Depreciation and Tax (PBDT)	215.23	(134.24)	(1654.69)	(184.2)
Depreciation and Amortization	148.63	709.29	735.07	714.33
Profit before Tax (PBT)	66.60	(843.53)	(2389.77)	(898.53)
Extraordinary items Gain / (Loss)	-	-	-	-
Net OCI Impact Gain / (Loss)	12.66	10.79	-	-
Share of Profit / (Loss) of Associate	-	-	-	(0.80)
Income Tax net of MAT credit Income / (Expense)	-	(715.22)	458.51	(1038.22)
Profit after Tax	79.26	(1547.96)	(1931.26)	(1937.55)
Earnings per Share (in Rs.)	0.27	(6.31)	(7.82)	(7.10)

2. Performance of the Company

During the year, on standalone basis your Company has achieved a turnover of Rs.76.96 crores and the Company has incurred a net Profit after tax and depreciation of Rs. 79.26 Lakhs as compared to loss of Rs. 15.48 Crores in the previous year.

3. Operations during the year

The Company operated the Baddi plant at almost full capacity, though the production in units was more but realization per unit went down due to stiff competition resulting in lower sales in value terms. With more international approvals in coming year and by Strategic alliance with JV partner Steriscience Specialties Private Limited (formerly known as Steriscience Private Limited) 'SSPL' which is deployed to set up new project of Ertapenem and API facility for Carbapenems. We expect to have multifold increase in sales in Vadodara facility. Also, Vadodara facility have started the new project for construction of API facility for fully integrated supply of API.

4. Dividends

In view of the financial constraints during the year, the Board of Directors has not recommended any dividend for this year.

5. Reserves

The Company has not transferred any amount to reserves and not withdrawn any amount from the reserves.

6. Deposits

During the financial year 2021-22, the Company has not accepted any deposits from the public within the provisions of Chapter V of the Companies Act, 2013 read with Companies (Acceptance of Deposits) Rules, 2014.

7. Joint Venture Agreement

The Company has entered into a revised joint venture agreement with a Bengaluru based company, Steriscience Specialties Private Limited, a company whose promoters have understanding and international reach and strong track record and presence in many regulated countries. This will transform company's credibility in those territories and open up more business opportunities. It shall also enhance the manufacturing capabilities of the company with more innovative products, as a result of fresh investments and richer experience coming in from our Joint Venture partner.

8. Share Capital

The paid up equity Share capital of the company as on 31st March, 2022 was Rs. 2470.28 lacs.

9. Change in the nature of business, if any

During the year, there was no change in the nature of business of the company.

10. Material changes and commitments, if any, affecting the financial position of the company which have occurred between the end of the financial year of the company to which the financial statements relate and the date of the report.

They have been no material changes and commitments, affecting the financial position of the Company which have occurred between the end of the financial year of the Company to which the financial statements relate and the date of the report.

11. Details of revision of Financial Statement or the Report

There was no revision in Financial Statement or the Report in respect of any of the three preceding financial years.

12. List of all Credit Ratings

Rating Agency	Instrument Type	Rating	Remarks
CARE Rating Limited	Long Term Bank Facilities	CARE BB- (Stable)	This rating is as on 31st March, 2022.
	Short Term Bank Facilities	CARE A4	

13. Changes in Directors and Key Managerial Personnel

In accordance with the provisions of Section 152 of the Companies Act, 2013, Mr. Rajesh Mahajan (DIN: 02000634), Whole Time Director of the Company retires by rotation at the ensuing Annual General Meeting and being eligible, offers himself for re-appointment.

Mr. Manpreet Singh Naroo and Mrs. Kaushalya Singh has been appointed as Whole Time Director of the Company w.e.f September 03, 2021 and Mrs. Kaushalya Singh, Whole time Director of the Company resigned from the Board w.e.f November 12, 2021.

14. Statement on declaration given by the Independent Directors

As required under Section 149 (7) of the Companies Act, 2013, all the Independent Directors have given their respective declarations that they meet the criteria of independence as specified in Section 149 (6) of the Companies Act, 2013.

The Independent Directors have complied with the Code of Conduct for Independent Directors as prescribed in Schedule IV of the Companies Act, 2013. They have also given the affirmation for complying the Code of Conduct as formulated by the Company for Directors and Senior Management personnel.

15. Details of significant and material orders passed by the regulators or courts or tribunals impacting the going concern status and company's operations in future

There is no significant and material order passed by the regulators or courts or tribunals during the financial year 2021-22 that impacts the going concern status and company's operations in future.

16. Details of Subsidiary/Joint Ventures/Associate Companies

During the year under review,

- 1) The Company is holding 59.65%(approx) shares in Brooks Steriscience Limited on 31st March, 2022. Hence, Brooks Steriscience Limited becomes the Subsidiary of the Brooks Laboratories Limited.
- 2) The Company holding 44.33% shares in SteriBrooks Penems Pvt. Ltd. on 31st March, 2022. Hence, SteriBrooks Penems Pvt. Ltd. becomes the associate company of Brooks Laboratories Limited.

17. Corporate Governance Report and Management Discussion & Analysis

Your Company is committed to good corporate governance practices. The Report on Corporate Governance is given in **Annexure 2** and Management Discussion & Analysis provided in **Annexure 1**, as stipulated in Regulation 34 of listing Regulations forms part of this Director's Report.

18. Corporate Social Responsibility

The Company has constituted a Corporate Social Responsibility Committee in accordance with Section 135 of the Companies Act, 2013 and rules framed thereunder.

A report on the CSR activities in the prescribed format as set out in Annexure to the Companies (Social Responsibility Policy) Rules, 2014, is given in **Annexure 3** to this Directors' Report. The Policy is disclosed on the Company's website: www.brookslabs.net.

19. Human Resources

Harmonious employees' relations prevailed throughout the year. Your Directors place on record their appreciation to all employees for their hard work and dedication.

20. Number of Meetings of the Board

The details of the number of meetings of the Board and other Committees are given in the Corporate Governance Report in **Annexure 2** which forms a part of this Annual Report.

21. Composition of Committees

The details pertaining to composition of Committees are included in the Corporate Governance Report in **Annexure 2**, which forms part of this Annual Report.

22. Recommendations of Audit Committee

All the recommendations of Audit Committee were accepted by the Board of Directors.

23. Vigil Mechanism

Pursuant to the requirements of the Companies Act, 2013, the Company has established Vigil mechanism/Whistle Blower Policy for directors and employees to report genuine concerns about unethical behavior, actual or suspected fraud or violation of the Company's Code of Conduct or ethics policy. The vigil mechanism provides for adequate safeguards against victimization of persons who use such mechanism and make provision for direct access to the Chairman of the Audit Committee in appropriate or exceptional cases. The Policy is disclosed on the Company's website: www.brookslabs.net.

24. Directors' Responsibility Statement

Pursuant to Section 134(5) of the Companies Act, 2013, the Directors confirm that:

- a. in the preparation of the annual accounts for the year ended 31st March, 2021, the applicable accounting standards had been followed along with proper explanation relating to material departures;
- b. the Directors had selected such accounting policies and applied them consistently and made judgments and estimates that are reasonable and prudent so as to give a true and fair view of the state of affairs of the Company as at 31st March, 2021 and of the profit of the Company for that period;
- c. the Directors had taken proper and sufficient care for the maintenance of adequate accounting records in accordance with the provisions of the Companies Act, 2013 for safeguarding the assets of the company and for preventing and detecting fraud and other irregularities;
- d. the Directors had prepared the annual accounts on a going concern basis;
- e. the Directors had laid down internal financial controls to be followed by the company and that such internal financial controls are adequate and were operating effectively;
- f. the Directors had devised proper systems to ensure compliance with the provisions of all applicable laws and that such systems were adequate and operating effectively.

25. Internal Financial Controls related to financial statement

The Company has in place adequate internal financial controls related to financial statement. During the year, such controls were tested and no reportable material weaknesses in the design or operation were observed.

26. Fraud Reported by Auditor

There is no fraud reported by the Auditor.

27. Extract of Annual Return

Pursuant to the provisions of Section 134(3)(a) of the Companies Act, 2013, the extract of Annual Return for the financial year ended March 31, 2022 is available on the website of the Company at www.brookslabs.net.

28. Statutory Auditors

M/s. SGO & Co. LLP, Chartered Accountants, Mumbai, were re-appointed as the Statutory Auditors of the Company for a second term of 5(five) consecutive years at the 17th Annual General meeting held on 25th September, 2019 to hold office from the conclusion of 17th Annual General Meeting of the Company till the conclusion of 22nd Annual General Meeting of the Company.

The Report given by the Statutory Auditors on the financial statement of the Company is part of the Annual Report. There has been no qualification, reservation, adverse remark or disclaimer given by the auditors in their Report.

29. Cost Auditors

Pursuant to the provisions of section 148(3) of the Companies Act, 2013, the Board has appointed M/s. Balwinder Singh & Associates (Firm Reg. No. 000201), Cost Accountants, F-125, Phase VIII B, Industrial Area, Mohali- 160071, as the Cost Auditors of the Company to conduct an audit of the cost records of bulk drugs and formulations, maintained by the Company for the financial year ending 31st March, 2023. The Board has approved the remuneration payable to the Cost Auditors subject to ratification of the Members at the forthcoming Annual General Meeting.

The Cost Audit Reports would be submitted to the Central Government within the prescribed time.

30. Secretarial Audit

Pursuant to the provisions of Section 204 of the Companies Act, 2013 and Companies (Appointment and Remuneration of Managerial Personnel) Rules, 2014, your Company engaged the services of M/s. Sharma Sarin and Associates, Company Secretaries in practice, Chandigarh, to conduct the Secretarial Audit of the Company for the financial year ended 31st March, 2022.

The Secretarial Audit Report (Form MR-3) is given as Annexure 3 to this Directors' Report. The said Report contains remarks/ observations as mentioned below:

1. Fines imposed by stock exchanges under Regulation 17(1) of of SEBI (Listing Obligations and Disclosure Requirements) Regulations, 2015 ('Listing Regulations') for Non-compliance with the requirements pertaining to composition of Board of Directors received by email dated 21.02.2022.

Management reply-

- To sum up, the non-compliance regarding the Board composition was purely a temporary occurrence during the transition in management to facilitate the shareholders at the Annual General Meeting.
- The composition of its Board had been brought in line with the applicable Regulations on November 12,2021 which was the earliest opportunity available to it due to COVID pandemic, travel restrictions and the further standstills and disruptions due to rains.
- Company has made the payment of the penalty imposed by the exchanges for non- compliance on 18th July 2022.

31. Particulars of Loans, Guarantees or Investments

Details of Investments covered under the provisions of Section 186 of the Companies Act, 2013 is given in the Note No. 4 of the Notes to the Standalone Financial Statement.

The Company has given Corporate Guarantee of Rs. 19.39 crores in favour of Brooks Steriscience Limited under the provisions of Section 186 of the Companies Act, 2013.

32. Contracts and arrangements with Related Parties

All transactions of the Company with Related Parties are in the ordinary course of business and at arm's length. Information about the transactions with Related Parties is presented in Note No. 38(b) in Notes to the Accounts.

Form AOC – 2 pursuant to the provisions of Section 134 (3) (h) of the Companies Act, 2013, read with Rule 8 (2) of the Companies (Accounts) Rules, 2014 is given as **Annexure 8** to this Directors' Report.

33. Risk Management Policy

The Company does not have any Risk Management Committee due to the non-applicability of the provisions of Regulation 21 of the Listing Regulations, whereas the Company has Risk Management Plan. Business Continuity Plans are periodically reviewed and tested to enhance their relevance. The Risk Management Framework covering business, operational and financial risk is being continuously reviewed by the Audit Committee. At present, in the opinion of the Board of Directors, there are no risks which may threaten the existence of the Company.

34. Disclosure pursuant to Section 197 of the Companies Act, 2013 read with Rule 5 of the Companies (Appointment and Remuneration of Managerial Personnel) Rules, 2014.

The information required pursuant to Section 197 of the Companies Act, 2013 read with Rule 5(1) of the Companies (Appointment and Remuneration of Managerial Personnel) Rules, 2014 is given in **Annexure 9** to this Directors' Report.

The Statement pursuant to Rule 5(2) and 5(3) of the Companies (Appointment and Remuneration of Managerial Personnel) Rules, 2014 is not applicable to the Company for the financial year 2021-22.

36. Conservation of Energy, Technology Absorption and Foreign Exchange Earnings and Outgo

The Statement of conservation of energy, technology absorption, foreign exchange earnings and outgo, as required prescribed in Rule 8(3) of the Companies (Accounts) Rules, 2014 is given in **Annexure 6** to this Directors' Report.

37. Policy on appointment and remuneration of Directors

The Nomination and Remuneration Committee of the Company has recommended to the Board a Policy relating to the remuneration for Directors, Key Managerial Personnel and other employees including the criteria for determining the qualification, positive attributes and independence of a Director, as required under Section 178(1) of the Companies Act, 2013 which was adopted by the Board. A brief detail of the policy is given in the Corporate Governance Report in **Annexure 2** which forms a part of this Annual Report. The Policy is disclosed on the Company's website: www.brookslabs.net.

38. Evaluation of Performance of Board, its Committees and Individual directors

During the year, a meeting of the Independent Directors was held to review the performance of the non-independent Directors and the Board as a whole and the Chairman on the parameters of effectiveness and to assess the quality, quantity and timeliness of the flow of information between the Management and the Board. Mr. Deepak Mahajan was appointed as the Lead Director to oversee the evaluation process at the meeting of the Independent Directors.

39. Compliance with Secretarial Standards

The Company has complied the applicable Secretarial Standards as listed below-

- a. SS-1 on Meetings of the Board of Directors
- b. SS-2 on General Meeting
- c. SS-3 on Dividend(Company has not declared any Dividend since 2012)
- d. SS-4 on Report of the Board of Directors

40. Corporate Insolvency Resolution Process initiated under the Insolvency and Bankruptcy Code, 2016 (IBC)

There is no such application filed for corporate insolvency resolution process, by a financial or operational creditor or by the company itself under the IBC before the NCLT.

41. Failure to implement any Corporate Action

The Company has not failed to complete or implement any corporate action within the specified time limit.

42. Sexual Harassment of Women at the Workplace(Prevention, Prohibition and Redressal) Act, 2013

The Internal Complaint Committee under the Sexual Harassment of Women at the Workplace (Prevention, Prohibition and Redressal) Act, 2013 has been formed.

There is nil case filed and disposed as required under the Sexual Harassment of Women at the Workplace (Prevention, Prohibition and Redressal) Act, 2013.

43. Listing with Stock Exchanges

Your Company is presently listed with BSE Limited (BSE) and National Stock Exchange of India Limited (NSE). The details of trading, listing fees etc. are given in the Corporate Governance Report.

44. Acknowledgement

Your Directors are pleased to place on record their sincere gratitude to the Central Government, State Government(s), Financial Institutions, Bankers and Business Constituents for their continuous and valuable co-operation and support to the Company. They also take this opportunity to express their deep appreciation for the devoted and sincere services rendered by the employees at all levels of the operations of the Company during the year.

For and on Behalf of the Board
For **Brooks Laboratories Limited**

Sd/-
Atul Ranchal
Chairman
(DIN: 01998361)

Place: Mumbai
Date: 03.09.2022

Annexure 1
Management Discussion & Analysis

Company's turnover for financial year ended 2022 stood at Rs. 7696.72 lacs comparison to previous year turnover of Rs. 7724.69 lacs. The previous year turnover includes sales from Vadodara plant. We look at consolidated turnover numbers there is growth of 17.90% YOY.

(Rs in lakhs)

PARTICULARS	STANDALONE		CONSOLIDATED	
	2021-22	2020-21	2021-22	2020-21
Turnover	7696.72	7727.45	9107.72	7724.69
Other Income	94.76	96.02	90.91	73.55
Total Income	7791.48	7823.47	9198.63	7798.24
Expenditure	7509.28	7632.95	10543.63	7672.6
Profit before Depreciation, Interest & Tax (PBDIT)	282.20	190.52	(1345)	125.64
Financial Expenses (Interest)	66.97	324.76	309.69	309.84
Profit before Depreciation and Tax (PBDT)	215.23	(134.24)	(1654.69)	(184.2)
Depreciation and Amortization	148.63	709.29	735.07	714.33
Profit before Tax (PBT)	66.60	(843.53)	(2389.77)	(898.53)
Extraordinary items Gain / (Loss)	-	-	-	-
Net OCI Impact Gain / (Loss)	12.66	10.79	-	-
Share of Profit / (Loss) of Associate	-	-	-	(0.80)
Income Tax net of MAT credit Income / (Expense)	-	(715.22)	458.51	(1038.22)
Profit after Tax	79.26	(1547.96)	(1931.26)	(1937.55)
Earnings per Share (in Rs.)	0.27	(6.31)	(7.82)	(7.10)

Revenues:

On Standalone basis, the turnover of the company for the year ended March 31, 2022 stood at Rs. 7696.72 lacs in comparison to previous year turnover of Rs. 7724.69 lacs which is slightly lower than previous year number. The previous year turnover includes sales from Vadodara plant. So if we look at consolidated turnover numbers there is growth of 17.90% YOY.

Cost of material:

There has been marginal increase in the cost of materials as a percentage to turnover, from 62% in FY 2020-2021 to 64% this year. This increase is due to higher input cost.

Employment Cost:

There is a decrease in the employment cost by Rs. 156.64 lakhs which is 11.00% decrease as compared to the previous year ended March 31, 2021. The decrease is due to separation of Vadodara Plant.

Finance Cost:

There is substantial decrease in the finance cost of Rs. 257.79 lakhs in FY2021-22 compare to previous year. The decrease is due to separation of Vadodara Plant. At consolidated level there is no major change, for FY 2021-22 it is 309.69 against 309.84 for FY 2020-21.

Depreciation:

Due to separation of Vadodara Plant there is substantially decrease in Depreciation by 560.66 lakhs while at consolidated level it is almost in line. There is increase in depreciation at consolidated level due to addition of Fixed Assets.

Tax:

There is no Tax liability for the financial year 2021-22. During the previous year company has opted for vivad se vishwas scheme (VSVS) for the demand amount outstanding of AY 2012-13. The liability amounting to Rs.900.67 lakhs has arised against which

company had already recognized Rs.185.45 lakhs in the respective year, remaining amount of Rs. 715.23 lakhs has been recognized as tax for earlier years during FY 2020-21.

Industry Structure and Developments

India is one of the leading manufacturing hubs for generics and the biggest exporter, with a competitive advantage in cost and availability of skilled manpower. Indian pharmaceutical companies are continuously investing in research and development activities to expand their presence. They have also been partnering with various multi-national companies to improve their reach and product portfolio. Pharma Industry majorly depends on the regulatory approvals. We are in process of getting the approvals from many foreign countries and we are expecting to secure more international approvals in coming year. The Investment by JV partner Steriscience Specialties Private Limited 'SSPL' used to install Ertapenem line and erection of API facility underway. Recently we have received our first ANDA approval by USFDA of Meropenem injection for Vadodara Plant. We have also received approval for meropenem in all 30 EU countries including UK. We expect to have multifold increase in sales in Vadodara facility.

Opportunities-

Export Market

Our sales are primarily from Domestic market on contractual basis. Currently, we are focusing on International Market as it is growing faster than Domestic market. We have filed product registration to various countries to boost the sales and margins. We have received various approvals in RoW markets and exports have been started.

Expansion of Critical Care Segment

In domestic market we are strengthening our own critical care marketing team. We are now catering in five states with team size of 80+ and planning to expand our footprints with addition of the new territories in coming year. In last year we have launched various products and coming year plans to enter in new range of product line. This will help us to improve our presence in the market and product margins.

Strategic Arrangement:

The Company looks for opportunities in order to expand its product line through strategic arrangement. The Company in past entered into a joint venture agreement with a strategic partner who have understanding and international reach and strong track record and presence in many regulated countries. This was a significant step to aggregate mutual synergies and speedup the Company's footprints in international markets like Europe and America, together with a more accomplished and experienced partner. The strategic arrangement will transform the company's credibility in those territories and open up more business opportunities. It shall also enhance the manufacturing capabilities of the company with more innovative products, as a result of fresh investments and richer experience coming in from strategic partner.

Outlook

Outlook for Domestic Market

As per IQVIA report, the India pharmaceutical market is expected to be one of the fastest growing pharmaceutical markets in the world with underlying growth drivers like rising incidences of lifestyle diseases, higher disposable income, improved access to healthcare facilities and increasing penetration of medical insurance. The Government is also increasing its investments towards the healthcare sector with initiatives like Ayushman Bharat-Pradhan Mantri Jan Aarogya Yojana and Jan Aushadi Kendras, which is improving the affordability and accessibility of quality medical treatment amongst the economically weaker sections of the society. While these drivers will ensure good visibility of growth for the Indian pharmaceutical industry over the medium to long-term horizon, there could be some near-term impact on the Indian pharmaceutical industry due to COVID-19. Due to extended lockdowns in a large part of the country and because of the fear of getting infected, lots of elective surgeries are getting deferred. Many of the hospitals have shut their OPDs and doctors have stopped going to their clinics. This has impacted the generation of new prescriptions which is an important growth driver for the pharma industry. With the gradual relaxation in lockdown rules, activity levels are expected to pick up in hospitals and clinics, which should help the pharma industry to gather momentum. The Company remains positive over the medium to long-term and expects to deliver healthy growth in the Indian Pharmaceutical Market.

Outlook for International Markets

The Company thrives to grow at a similar pace in the international markets. The Company continued to focus on increasing its operational efficiencies and optimising costs to mitigate the risks arising out of tightening rules by the local governments, evolving regulatory environment and volatility in the currency exchange rates. To augment the growth in these markets, the Company is focusing on with more international approvals in coming year to have multifold increase in sales.

Discussion of Financial performance with respect to Operational Performance

The company operated the Baddi plant at almost full capacity, though the production in units was more but realization per unit went down due to stiff competition resulting in lower sales in value terms. Sales at Vadodara facility have started picking up but at low pace due to delays in approvals from regulatory agencies of different countries. With more international approvals in coming year and recent USFDA approval along with set up new project of Ertapenem and API facility for Carbapenems, we expect to have multifold increase in sales in Vadodara facility.

Internal Control System and their adequacy

Brooks believes that internal control is a prerequisite for governance and that business plans should be exercised within a framework of checks and balances. The Company has a well-established internal control framework, which is designed to continuously assess the adequacy, effectiveness and efficiency of financial and operational controls. The management is committed to ensuring an effective internal control environment, commensurate with the size and complexity of the business, which provides an assurance on compliance with internal policies, applicable laws, regulations and protection of resources and assets.

Human Resources Policy

Mission Statement

HR supports and upholds Brooks' goals by nurturing a Positive and Engaging work environment while identifying and responding to the changing needs of the Organization and our Society.

Vision Statement

Brooks Human Resources department will serve as a Guardian for Excellence and Leadership through:

- Improving Organizational Effectiveness
- Innovative HR solutions
- Attract, Retain and Develop the talent
- Extraordinary Quality of services
- Building collaborative partnerships (HR as Business Partner)
- Develop a Robust Employee engagement plan for the staff & wage workforce through multiple engagement initiatives across the year.

Core values of HR Department

- **Focused Approach**

We advance Brooks mission by thinking and acting in the best interests of the organization and the workforce; in particular, when developing policies, processes, programs and delivering services.

- **Innovative**

HR at Brooks would be dedicated to Quality, Excellence and Continuous improvement. We work to ensure the Brooks remains competitive in its Human Resources policies and practices by actively seeking and developing best practices, methods and approaches.

- **Being Professional**

We adhere to high professional standards of quality, competency and conduct. We act with honesty and integrity. We anticipate and are proactive, collegial and collaborative in our work. We remain current in professional practice.

- **Accountable**

We are accessible and answer to stakeholders for results in accordance with policies, standards, commitments and principles. We document, measure and report performance and evaluate program effectiveness.

- **Transparent**

We balance requests to share information clearly and openly while respecting the security of confidential and personal information entrusted to the department.

- **Employees**

We have 335 peoples employed on the rolls of the Company.

Risk management

For its operations the Directors believe that, the company has laid down internal financial controls to be followed by the company; and that such internal financial controls are adequate and were operating effectively for Risk Management.

Risk & Concerns:

Risk is a potential event or non-event, the occurrence or non-occurrence of which can adversely affect the objectives of the Company. Impact of risks could either be monetary that is impact on business profits due to increase in costs, decreasing revenue amongst others or non-monetary which is delay in securing regulatory approvals, reputational damage etc. The Company is susceptible to risks arising out of our business strategy, succession planning and decision on innovation or product portfolio. If there is any significant unfavorable shift in industry trend or pattern of demand, our returns on investments might get affected. We have risks associated with clients' and prospective clients' dispositions.

Any delays due to changes in regulatory requirement, clearances or executional failures could materially affect the timing and implementation of our strategy. Further, due to higher profitability in the injectables space and price pressure in the orals because of the competition, we have seen more Companies are eyeing injectables segment as an area to grow, thus increasing some competition from India in various markets like USA. Emerging countries' currencies have become significantly devalued making our products expensive or reduced margins in the emerging countries market.

Regulators across the globe strictly monitor the pharmaceuticals manufacturing facilities. Governing laws across the globe are becoming increasingly stringent over time, with severe penalties or actions in the event of non-compliance or violations to regulatory standards. In the scenario where we or any of our suppliers fail to comply with such regulations, there could be a regulator-enforced shutdown of concerned production facilities, withdrawal of drug approvals previously granted, failure or delay in obtaining approvals for new products, prohibition on the sale or import of noncomplying products etc. Such impact would significantly affect the delivery of our objectives. Given the evolving nature and regulatory complexities relating to Injectables production, there is a continuous challenge in meeting the regulatory requirements. This might also lead to additional requirements from the regulators before granting commercialization approval. The additional requirements would not only increase our financial commitments but also shift the launch timelines, there by impacting Company strategy.

In addition to the above, other key risks relating to our current operations include human capital risk such as loss of key personnel, timely replenishment of critical vacant roles, reliance on third party sole suppliers or service providers including reliance on regional suppliers, disruption of operations from natural disasters, risk arising out of strategic projects, foreign exchange fluctuations, changing landscape of statutory regime etc.

At **BROOKS**, Risk Management is a key strategic focus for the Members of Board. All key functions of the Company are independently responsible to monitor risks associated with in their respective areas of operations such as production, supply chain, marketing, finance, accounting, treasury, legal, human resource and others areas like health, safety and environment.

Brooks Lab Operations:

Manufacturing:

The upgradation of injectables was carried out at the Baddi facility to focus on high profit international markets. All facilities and production lines are upgraded regularly to meet current cGMP, Safety, Health and Environmental Standards. Various initiatives are taken towards energy and water conservation. The Company's journey towards achieving operational excellence across functions was driven through its efforts through automation of operations & upgrading the facility to qualify for higher regulatory approvals. The Vadodara facility which has been transferred to Brooks Steriscience Limited on slump exchange basis in which Brooks Laboratories Limited will held 49% stake is also operational in full capacity. The other two projects of Ertapenem and API facility for Carbapenems are also to be set up in the Vadodara factory, which will strengthen the position of the Company globally.

Environment, Health & Safety (EHS)

Brooks is committed to comply to high standards of environment, health and safety performance and is an integral to its working. Brooks ensures that each employee strives to achieve EHS excellence.

Quality

Brooks assures a culture of compliance and follows systematic interventions to consistently meet and exceed quality standards. Brooks is committed to enhance its quality management systems to meet and exceed the current expectations of regulatory authorities such as CDSCO, US FDA, EU GMP, TGA, MCC, WHO, etc. Its state-of-the-art manufacturing facilities at Vadodara is cGMP & EU GMP compliant and Baddi is cGMP compliant in conformity with national and international standards. Brooks looks forward for implementation of robust and effective quality management systems for continuously monitoring through quality metrics and internal audits.

THREATS, RISKS AND CONCERNS for Brooks Operations:
Drug Price Control:

The Health Ministry keeps on revising the list of Drugs under price control. It is likely that the Government may bring more drugs and formulations under price control or change the mechanism of calculating the ceiling price of the drugs, which are under the ambit of the revised policy, which in turn will affect the net margins of the Company.

Generics:

The Government of India is continuously bringing in policies to shift the market towards generic products. The implementation of this process requires action by all stakeholders. This may have impact on future business strategies of the Company.

Manufacturing & Supplying Risk:

Although a major portion of the Company's finished formulations and injectables are being manufactured at in-house facilities, the Company also depends on its suppliers for sourcing of its raw materials. Any significant disruption at in-house facilities or any of its suppliers locations due to economic, political & social factors or any other event may impair the Company's ability to meet the markets demand on a timely basis. In addition, the Company's manufacturing capabilities could be impacted by quality deficiencies in the products, which its suppliers provide, leading to impact on its financial performance.

New capital investments:

The Company has earmarked all capital investments in FY 2020-21 towards marketing of our products in domestic & international market. Company has started with own marketing team in Maharashtra, Gujarat, Rajasthan, Uttar Pradesh and Orissa and to be followed in other states in phased manner.

Company is in process of registration of its products in various countries by filing Dossiers in regulated markets and semi regulated markets to capture sales in these markets, these are procedural steps which have to be followed and these steps take its own time, but processes are being followed actively.

Currency fluctuation risks:

Foreign currency risks arise out of overseas operations and financing activities. Exchange rate volatility significantly impacts earnings and net equity because of invoicing in foreign currencies, expenditure in foreign currencies, foreign currency borrowings and translation of financial statements of overseas subsidiaries into Indian rupees. The Company has a defined foreign exchange risk management framework to manage these risks excluding translation risks.

International Taxation:

As the Company has potential tax exposure resulting from application of varying laws and interpretations, which include intercompany transactions with related parties in relation to various aspects of business. Although the Company believes its cross border transactions between affiliates are based on internationally accepted practices, tax authorities in various jurisdictions may have different views or interpretations and subsequently challenge the amount of profits taxed in their jurisdiction resulting into increase in tax liability including interest and penalties causing the tax expenses to increase.

Financial Ratios:

As at March 31, 2022

Ratio	Basis of Ratio	Numerator Current Period	Denominator Current Period	Ratio Current Period	Numerator Previous Period	Denominator Previous Period	Ratio Previous Period	Variance %	Reason for Major Variance
Current Ratio	Current Assets/ Current Liabilities	3,703.52	3,546.46	1.04	2,534.44	2,568.87	0.99	5.85	
Debt-Equity Ratio	Total Debt/ Shareholder's Equity	492.29	6,500.30	0.08	839.91	6,421.04	0.13	(42.10)	Reduction in CC limit & repayment of term loan during current financial year.
Debt Service Coverage Ratio	Earnings available for debt service ¹ / Debt Service ²	282.19	216.38	1.30	(519.10)	467.33	(1.11)	(217.41)	Improvement in ratio due to slump exchange of vadodara plant.
Return on Equity Ratio	Net profit after taxes / Average Shareholder's Equity	66.60	6,460.67	0.01	(1,558.75)	8,131.32	(0.19)	(105.38)	Improvement in ratio due to slump sale of vadodara plant.

Ratio	Basis of Ratio	Numerator Current Period	Denominator Current Period	Ratio Current Period	Numerator Previous Period	Denominator Previous Period	Ratio Previous Period	Variance %	Reason for Major Variance
Inventory turnover Ratio	Cost of Goods Sold ³ / Average Inventories	4,927.93	1,448.31	3.40	4,777.30	1,307.68	3.65	(6.86)	
Trade Receivables turnover Ratio	Net Credit Sales / Average Trade Receivables	7,696.72	1,231.28	6.25	7,727.45	1,257.64	6.14	1.73	
Trade Payables turnover Ratio	Net Credit Purchases / Average Trade Payables	5,354.16	1,956.65	2.74	5,695.16	1,972.61	2.89	(5.22)	
Net capital turnover Ratio	Net Sales / Working Capital ⁴	7,696.72	157.06	49.01	7,727.45	(34.43)	(224.46)	(121.83)	Slump sale of vadodara plant working capital, reduction in CC limit & better performance in current financial year
Net profit Ratio	Net Profit/Net Sales	66.60	7,696.72	0.01	(1,558.75)	7,727.45	(0.20)	(104.29)	Improvement in ratio due to separation of vadodara plant.
Return on Capital employed	Earning before Interest and taxes/ Capital Employed ⁵	126.13	6,464.22	0.02	(1,249.34)	6,367.65	(0.20)	(109.94)	Improvement in ratio due to separation of vadodara plant.
Return on investment	Income from investment/Cost of Investment	0.30	4,684.35	0.00	0.30	4,680.54	0.00	(0.08)	

¹ **Earnings available for debt service** = Net profit after tax + finance costs + depreciation & amortisation expense + loss on sale of fixed assets

² **Debt Service** = Interest & lease payments + principal payments

³ **Cost of Goods Sold** = Cost of materials consumed + Purchases of stock-in-trade + Changes In inventories of finished goods (incl. stock-in-trade) and work-in-progress

⁴ **Working Capital** = Total Current Assets - Total Current Liabilities

⁵ **Capital Employed** = Tangible Network⁶+ Total debt + Deferred Tax liability

⁶ **Tangible Network** = Total assets - Total liabilities - Intangible assets

⁷ **Cost of Investment** = Bookvalue of investments

For and on Behalf of the Board
For Brooks Laboratories Limited

Sd/-

Atul Ranchal
Chairman
 (DIN: 01998361)

Place: Mumbai
 Date: 03.09.2022

CORPORATE GOVERNANCE REPORT

1. COMPANY'S PHILOSOPHY ON CODE OF GOVERNANCE

Company's Corporate Governance system is based on certain key principles, including fairness and integrity, transparency and disclosure, accountability, equal treatment of all shareholders and social responsibility. Corporate Governance extends beyond corporate laws. Its fundamental objective is not the mere fulfillment of the requirements of law, but also the institution of, and adherence to, systems and procedures ensuring commitment of the Board in managing a company in a transparent manner for the maximization of long-term shareholder value.

Your Company is committed in adopting the best practices of Corporate Governance. Company has adopted an appropriate Corporate Governance framework to ensure timely and accurate disclosure of all material matters, including financial position, performance, ownership, and governance. Its endeavor has always been to maximize the long term value to the shareholders of the Company.

2. BOARD OF DIRECTORS

- Composition of Board, Category of Directors and their other Directorships/Committee positions.**

The Board is represented by senior and eminent professionals. The Board consists of Six Directors, of whom three are Executive and three are Non-Executive Independent Directors including one Woman Independent Director. Thus, the composition of the Board is in compliance with the statutory requirements in this regard. The Chairman and the Executive Directors are liable to retire by rotation. Day-to-day management of the Company, under the superintendence and control of the Board, is vested with the Managing Director, who is supported by a competent Management Team. Thus, the Company is committed to good corporate governance, based on an effective independent Board, the separation of supervisory role from executive management and the constitution of committees to oversee critical areas.

There is no relationship between the Directors inter se.

The composition of Board, as on date, and the Directorship/Committee positions of the Directors in other companies are as follows:

Name	Category and Designation	Other Directorships	Other Committee Memberships
Atul Ranchal	Chairman / Executive Promoter Director	1	NIL
Rajesh Mahajan	Managing Director / Executive Promoter Director	0	NIL
Mr. Manpreet Singh Naroo	Executive Director/Technical Director	NIL	NIL
Rajnish Kumar Bedi	Independent Director	1	NIL
Deepak Mahajan	Independent Director	NIL	NIL
Sonia Gupta	Independent Director	NIL	NIL

- Attendance of each Director at the Board Meeting and the last Annual General Meeting**

During the financial year 2021-22, 10(Ten) Board Meetings were held, that is on 12th April 2021, 30th June 2021, 13th July 2021, 14th August 2021, 3rd September 2021, 7th October 2021, 12th November 2021, 11th December 2021, 14th February 2022 and 16th March, 2022. The gap between any two Board Meetings did not exceeded 120 days. The Annual General Meeting was held on 29th September, 2021. The details of the attendance of the Directors at these Meetings are as follows:

Name	Board Meetings attended during the year	Whether last AGM attended
Atul Ranchal	10	YES
Rajesh Mahajan	10	YES
Manpreet Singh Naroo	5	YES
Suresh Garg*	4	NO
Kaushalya Singh**	2	YES
Rajnish Kumar Bedi	8	YES
Deepak Mahajan	7	YES
Sonia Gupta	7	YES

* Mr. Suresh Garg resigned on 03.09.2021

** Mrs. Kaushalya Singh resigned on 12.11.2021

- Conduct of Board Meetings**

The Board meets at least once in a calendar quarter to, inter alia, to review the quarterly financial results, the strategic business plan and the annual budget. The annual calendar of meetings is tentatively agreed upon at the beginning of each year. Additionally, meetings are convened to transact special business, as and when necessary.

Details of skills/expertise/ competence of the Board of Directors:

Name	Category	Skills/Expertise/Competence
Mr. Atul Ranchal	Promoter and Executive	He has 27 years of rich experience in pharmaceutical Industry. He focus on strategy and future plans, identification of key areas for growth.
Mr. Rajesh Mahajan	Promoter and Executive	He has 22 years of experience in the pharmaceutical industry. He looks after research and development, new product development and total quality management.
Mr. Manpreet Singh Naroo	Director	He has 29 years of experience in manufacturing technology and he oversees the production planning and provides guidance in effective utilization of capacities.
Mr. Rajnish Kumar Bedi	Non-Executive and Independent	He has experience in Banking sector and expertise in Financial management and strategy.
Mr. Deepak Mahajan	Non-Executive and Independent	He has rich experience in overall management, organisation, etc
Mrs. Sonia Gupta	Non-Executive and Independent	She has good experience in Administration.

The Independent Directors fulfill the conditions specified in the Listing Regulations and are independent of the management.

3. COMMITTEES

As mandated by SEBI (Listing Obligations and Disclosure Requirements), Regulations, 2015, (hereinafter referred to as Listing Regulations) the Company has constituted an Audit Committee, a Nomination and Remuneration Committee and a Stakeholders' Relationship Committee. The Company Secretary of the Company acts as the Secretary to these Committees. The Minutes of each of the Committee Meetings are placed before the Board for noting /discussions.

AUDIT COMMITTEE

The Audit Committee (the Committee) monitors and provides effective supervision of the Management's financial reporting process with a view to ensure accurate, timely and proper disclosures and the transparency, integrity and quality of financial reporting.

i. Terms of reference:

The terms of reference of the Audit Committee are in accordance with those specified in Regulation 18 of SEBI (Listing Obligations and Disclosure Requirements) Regulations, 2015 and Section 177 of the Companies Act, 2013.

ii. Composition

The Audit Committee comprises of three Directors as members, out of which two are Non-executive Independent Directors as given below:

Name	Designation	Category
Rajnish Kumar Bedi	Chairman	Independent Director
Rajesh Mahajan	Member	Executive Director
Deepak Mahajan	Member	Independent Director

iii. Meetings and Attendance

During the financial year 2021-22, the Audit Committee met seven times i.e. on 11th June 2021, 30th June 2021, 14th August 2021, 7th October 2021, 12th November 2021, 11th December 2021, and 14th February, 2022. The gap between any two Board Meetings did not exceeded 120 days. The Chairman of the Audit Committee was present at the Annual General Meeting held on 29th September, 2021. The detail of attendance of Members at these meeting was as follows:

Name	Attendance at the Meetings
Rajnish Kumar Bedi	7
Rajesh Mahajan	7
Deepak Mahajan	7

NOMINATION & REMUNERATION COMMITTEE

The Nomination and Remuneration Committee ensures that the Company's remuneration policy are aligned with the Board's vision, values and overall business objectives and are appropriately designed to motivate the Executive Directors, Key Management Personnel and the Senior Management to pursue the long term growth and success of the Company.

i. Terms of Reference:

The terms of reference of the Nomination and Remuneration Committee are in accordance with those specified in Regulation 19 of Listing Regulations and Section 178 of the Companies Act, 2013.

ii. Composition

The Nomination and Remuneration Committee comprises of three Non-executive Independent Directors in compliance with the applicable statutory requirements, as given below:

Name	Designation	Category
Rajnish Kumar Bedi	Chairman	Independent Director
Deepak Mahajan	Member	Independent Director
Sonia Gupta	Member	Independent Director

iii. Meetings & Attendance

During the financial year 2021-22, the Nomination and Remuneration Committee met two times i.e. on 3rd September 2021 & 11th December 2021. The detail of attendance of Members at these meeting was as follows:

Name	Attendance at the Meetings
Rajnish Kumar Bedi	2
Deepak Mahajan	2
Sonia Gupta	2

iv. Remuneration Policy

The Nomination and Remuneration Policy of the Company is performance driven and is structured to motivate directors and employees, recognize their merits and achievements and promote excellence in their performance.

For Whole-time/Executive Directors

The remuneration paid to Whole-time/ Executive Directors is recommended by the Nomination and Remuneration Committee and approved by the Board of Directors, subject to the subsequent approval by the shareholders and if required, of the Central Government. The Remuneration paid to Whole-time/ Executive Directors is as follows:

(Rs. In lacs)

Name	Designation	Remuneration	Sitting Fees
Mr. Atul Ranchal	Chairman cum Whole-Time Director	96.00	0.20
Mr. Rajesh Mahajan	Managing Director	96.00	0.20
Mr. Manpreet Singh Naroo	Technical Director	11.14	0
Mrs. Kaushalya Singh	Whole Time Director	1.73	0
Mr. Suresh Garg (upto 03.09.2021)	Technical Director	0	0.20

Notice Period-The Notice Period for the Whole-time/ Executive Directors is 90 days

For Non-Executive/Independent Directors

The Remuneration paid to the Non-executive/ Independent Directors for the financial year 2021-22 is as follows:

Name	Designation	Sitting Fees for the year (in Rs.)
Mr. Rajnish Kumar Bedi	Independent Director	1,20,000
Mr. Deepak Mahajan	Independent Director	1,10,000
Mr. Sonia Gupta	Independent Director	1,10,000

Sitting fees paid to Non-Executive Directors including independent & women directors is not less than Executive Directors.

None of the Non-Executive/Independent Directors has any other pecuniary interest in the Company.

Mr. Deepak Mahajan, Non-Executive Independent Director, holds 785 shares in the Company as on 31st March, 2022. None of the other Non-executive Independent Directors holds any shares in the Company.

v. PERFORMANCE EVALUATION OF BOARD

In terms of the provisions of the Companies Act, 2013 and Schedule II part D of the Listing Obligations & Disclosures Regulations, 2015, the Board has carried out the annual performance evaluation of its own including the various Committee and the individual Directors with a detailed questionnaire covering various aspects of Board's functioning like composition of Board and its Committees, Board culture, performance of specific duties and obligations.

A similar process with a separate exercise was carried out to evaluate the performance of the Independent Directors, who were evaluated on parameters such as the independence of judgment, level of engagement, their contribution and safeguarding the interests of the Company.

STAKEHOLDERS RELATIONSHIP COMMITTEE

The Stakeholder Relationship Committee considers and resolves the grievances of the security holders of the company including complaints related to transfer of shares, non-receipt of Annual Report and other such issues.

i. Terms of Reference:

The terms of reference of Stakeholder Relationship Committee are in accordance with those specified in Regulation 20 of Listing Regulations and Section 178 of the Companies Act, 2013.

ii. Composition:

The Stakeholders Relationship Committee comprises of three Directors as members, out of which two are Non-executive Independent Directors as given below:

Name	Designation	Category
Rajnish Kumar Bedi	Chairman	Independent Director
Rajesh Mahajan	Member	Executive Director
Deepak Mahajan	Member	Independent Director

iii. Meetings & Attendance

During the financial year 2021-22, the Stakeholders Relationship Committee met on 14th February 2021. The detail of attendance of Members at these meeting was as follows:

Name	Attendance at the Meetings
Rajnish Kumar Bedi	1
Rajesh Mahajan	1
Deepak Mahajan	1

iv. Name and Designation of Compliance Officer

Mrs. Jyoti Sancheti was the Company Secretary cum Compliance Officer of the Company for the financial year 2021-22 as required under Regulation 6 of Listing Regulations. Mrs. Jyoti Sancheti resigned from 7th June, 2022.

v. Complaints

During the financial year 2021-22, there was no complaints received from shareholders.

CORPORATE SOCIAL RESPONSIBILITY COMMITTEE

The Corporate Social Responsibility Committee shall formulate and recommend to the Board, a Corporate Social Responsibility Policy which shall indicate the activities to be undertaken by the Company.

i. Terms of Reference:

The terms of reference of Corporate Social Responsibility Committee are in accordance with those specified in 135 of the Companies Act, 2013.

ii. Composition:

The Corporate Social Responsibility comprises of three Directors as members, out of which two are Non-executive Independent Directors as given below:

Name	Designation	Category
Rajnish Kumar Bedi	Member	Independent Director
Rajesh Mahajan	Chairman	Executive Director
Atul Ranchal	Member	Executive Director

iii. Meetings & Attendance

During the financial year 2021-22, the Corporate Social Responsibility Committee met on 14th February 2022. The detail of attendance of Members at these meeting was as follows:

Name	Attendance at the Meetings
Rajnish Kumar Bedi	1
Rajesh Mahajan	1
Deepak Mahajan	1

INDEPENDENT DIRECTORS MEETING

Regulation 25 of the Listing Regulations and Section 149 read with Schedule IV of Companies Act, 2013 mandates that the Independent Directors of the Company shall hold at least one meeting in a year, without the presence of Non-Independent Directors and members of the management and requires all the Independent Directors to be present at such meeting. Our Company recognizes the crucial role that the Independent Directors play in ensuring an efficient and transparent work environment, hence all the Independent Directors of the Company separately met once during the FY 2021-2022 without the presence of any of Non-Independent Directors and/or any of the members of the management on 11th December, 2021.

FAMILIARISATION PROGRAMME OF INDEPENDENT DIRECTORS

The Company keeps its Directors informed of the activities of the Company, its management and operations and provides an overall industry perspective as well as issues being faced by the industry in a proactive manner. The detail of familiarization programs provided to the Independent Directors of the Company is available on the Company's website www.brookslabs.net.

4. GENERAL BODY MEETINGS

i. Location and time of the last three Annual General Meetings

Date	Time	Venue	Special Resolutions, if any
29 th September, 2021	9:00 a.m.	Meeting held through VC/OAVM as per MCA circular no. 14/2020 dated April 8, 2020, MCA circular no. 17/2020 dated April 13, 2020 and MCA circular no. 20/2020 dated May 05, 2020.	5
28 th September, 2020	9:00 a.m.	Meeting held through VC/OAVM as per MCA circular no. 14/2020 dated April 8, 2020, MCA circular no. 17/2020 dated April 13, 2020 and MCA circular no. 20/2020 dated May 05, 2020.	6
25 th September, 2019	9:00 a.m.	Hotel Gianz, Baddi-Nalagarh Highway, NH-21A, Baddi, Distt. Solan, Himachal Pradesh	Nil

ii. Special Resolution through Postal Ballot

During the year no special Resolution was passed through Postal Ballot.

5. Disclosures**i. Related Party Transactions**

During the financial year 2021-22 Company have related party transactions that may have potential conflict with the interests of the Company at large. All related party transactions are in ordinary course of business and on arms-length basis. Further details of related party transactions are presented in Note No. 35(b) in Notes to the Accounts and also in AOC-2. The Company has formulated a policy on materiality of related party transactions and disclosed the same on the website of the Company www.brookslabs.net.

ii. Accounting treatment

The financial statements of the Company have been prepared to comply in all material respects with the Indian Accounting Standards ("Ind AS") notified under the Companies (Accounting Standards) Rules, 2015.

iii. Management

The Management Discussion and Analysis, as required under Regulation 34 of Listing Regulations, is given in Annexure-1 to the Directors' Report which forms a part of this Annual Report.

iv. MD and CFO Certification

The Managing Director and the Chief Financial Officer of the Company have certified to the Board with regard to the financial statements and other matters as required by Regulation 17 of Listing Regulations. The Certificate forms a part of this Annual Report.

v. Code of Conduct for Prevention of Insider Trading

The Company has adopted a Code of Conduct to regulate, monitor and report trading by insiders and code of practices and procedures for fair disclosures of unpublished price sensitive information in terms of Regulations 8(1), 9(1) and 9(2) of SEBI (Prohibition of Insider Trading) Regulations, 2015. All the Directors, employees at senior management level and other employees who could have access to unpublished price sensitive information of the Company are governed by this code.

vi. Code of Conduct

The Company has adopted a Code of Conduct for members of the Board and senior management personnel as required under Regulation 26 of Listing Regulations. The said Code has been communicated to all the Directors and Members of the Senior Management. The Code is posted on the Company's website www.brookslabs.net

vii. Whistle Blower Policy

The Company believes in conducting its affairs in a fair and transparent manner by adopting the highest standards of professionalism, honesty, integrity and ethical behavior. Accordingly, a Whistle Blower Policy ("Policy") has been formulated where employees can voice their genuine concerns about any unethical or unacceptable business practice or any event of misconduct. It provides a mechanism for the employees of the Company to approach the Ethics Officer or the Chairman of the Audit Committee. The Company ensures that genuine Whistle Blowers are accorded complete protection from any kind of unfair treatment.

The Policy is posted on the website of the Company www.brookslabs.net.

No personnel has been denied access to the Audit Committee.

viii. The Company has complied with all the mandatory requirements of Corporate Governance and the Company has also adopted non-mandatory requirements of Corporate Governance during the financial year 2021-22 as shown below:

Shareholder Rights: Though the half yearly results are not sent to the Shareholders individually, all the results are promptly uploaded on the Company's website www.brookslabs.net

Audit qualifications: The audit report is unmodified opinion.

Separate posts of Chairman and Managing Director: The post of Chairman is separate from that of Managing Director in the Company.

Reporting of Internal Auditor: The Internal Auditor of the Company has independent direct access to the Audit Committee.

6. MEANS OF COMMUNICATION**i. Quarterly Results:** The quarterly, half yearly financial results along with Statement of Assets and Liabilities and annual audited financial results of the Company have been sent to the Stock Exchange immediately after they are approved by the Board of Directors.

- ii. **Newspaper:** The Company publishes the statement of financial results (quarterly / half yearly / annual) in prominent English and Hindi newspapers like Financial Express and Jansatta.
- iii. **Website:** The financial results are also simultaneously posted on the Company's website www.brookslabs.net.
- iv. Any official news relating to investors information is released to the Stock Exchanges and also available on the website of the Company.
7. Certificate from a Company Secretary in practice that none of the directors on the board of the Company have been debarred or disqualified from being appointed or continuing as directors of the Company by the Board/Ministry of Corporate Affairs or any such statutory authority has been annexed as Annexure 'C' to the Corporate Governance Report.
8. Total fees for all services paid by the listed entity to the statutory auditor and all entities in the network firm/ network entity of which the statutory auditor is a part was Rs. 9,21,000/- (Rupees Nine lakhs Twenty One Thousand Only), during the financial year 2021-22.
9. **Recommendations of Committees**
 All the recommendations of the Committees were accepted by the Board of Directors.
10. **Sexual Harassment of Women at the Workplace(Prevention, Prohibition and Redressal) Act, 2013**
 The Internal Complaint Committee under the Sexual Harassment of Women at the Workplace (Prevention, Prohibition and Redressal) Act, 2013 has been formed.
 There is nil case filed and disposed as required under the Sexual Harassment of Women at the Workplace (Prevention, Prohibition and Redressal) Act, 2013.

11. GENERAL SHAREHOLDERS INFORMATION

(i) **Annual General Meeting Information:**

Day and Date : Thursday, 29th September, 2022
 Time : 9:00 a.m.
 Venue : Annual General Meeting through Video conferencing/ Other Audio Visual Means facility
 Book Closure : 24th September, 2022 to 29th September, 2022 (both days inclusive)

(ii) **Financial year (tentative)**

The Company expects to announce the financial results for the financial year 2022-23, as per the following schedule:

1st quarter ending 30th June, 2022 : on or before 14th August, 2022
 2nd quarter ending 30th September, 2022 : on or before 14th November, 2022
 3rd quarter ending 31st December, 2022 : on or before 14th February, 2023
 4th quarter and financial year ending : on or before 30th May, 2023
 31st March, 2023
 21st Annual General Meeting : on or before 30th September, 2023

(iii) **Stock Exchange Information:**

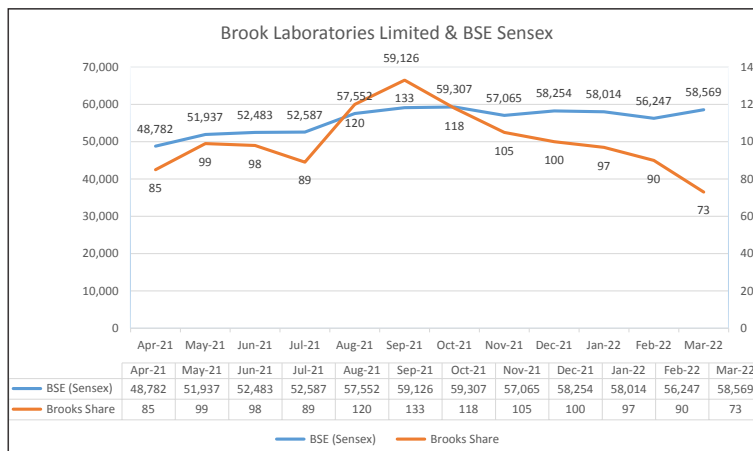
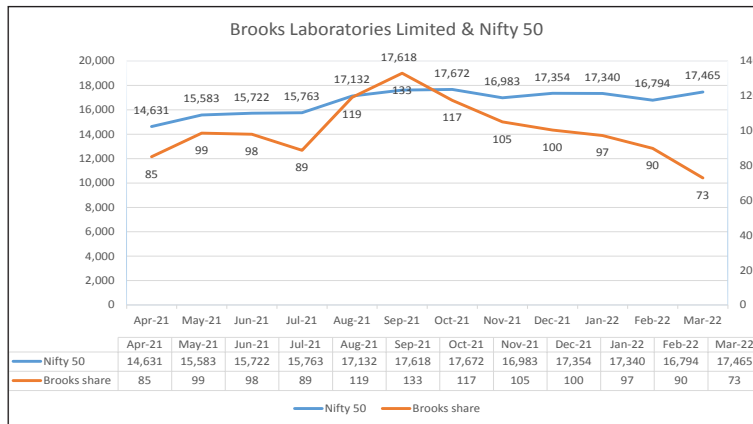
The Company's Shares are listed on the following Stock Exchanges, having nation-wide trading terminals:

Stock Exchange	Stock Code
BSE Limited (BSE)	533543
National Stock Exchange of India Limited (NSE)	BROOKS

(iv) Market Price Data (high, low during each month in the financial year 2021-22):

Month	BSE				NSE			
	Price in		S&P BSE SENSEX		Price in		NIFTY 50	
	High	Low	High	Low	High	Low	High	Low
Apr-21	91.8	59.85	50375.77	47204.5	89.90	57.55	15044.35	14151.4
May-21	113.9	80.05	52013.22	48028.07	113.90	82.10	15606.35	14416.25
Jun-21	106.4	88.3	53126.73	51450.58	106.75	85.55	15915.65	15450.9
Jul-21	101.25	83.1	53290.81	51802.73	101.80	83.20	15962.25	15513.45
Aug-21	134	89.15	57625.26	52804.08	134.70	88.85	17153.5	15834.65
Sep-21	155	115.65	60412.32	57263.9	154.40	115.50	17947.65	17055.05
Oct-21	143.7	114.25	62245.43	58551.14	144	115	18604.45	17452.9
Nov-21	122.9	99.5	61036.56	56382.93	122.85	98.40	18210.15	16782.4
Dec-21	125.65	90.5	59203.37	55132.68	125.95	92.60	17639.5	16410.2
Jan-22	115.15	92.75	61475.15	56409.63	115.15	93.25	18350.95	16836.8
Feb-22	103	79.1	59618.51	54383.2	104	78.70	17794.6	16203.25
Mar-22	95.9	71	58890.92	52260.82	93.85	72.30	17559.8	15671.45

(v) Performance in comparison to NSE Nifty and BSE Sensex for FY 2021-22.



(vi) Registrars and Share Transfer Agents

Link Intime India Private Limited

C-101, 247 Park, LBS Marg, Vikhroli West, Mumbai-400083

Tel: 022- 49186000, Fax: 022- 49186060; Email: rnt.helpdesk@linkintime.co.in

Contact person: Mr. Mahesh Masurkar (Team Leader- Investor Relation Registry)

(vii) Share Transfer System

Effective from April 1, 2019, SEBI has mandated that shares can be transferred only in demat. Hence no transfer of shares in physical form can be lodged by the shareholders.

(viii) Shareholding Pattern as on 31st March, 2022

Category	No. of Shares	% of Shareholding
1. Promoter and Promoter Group	16406249	66.41
2. Bodies Corporate	639970	2.59
3. Resident Individuals and Non Individuals	7456710	30.18
4. Non-resident and FIIs	199883	0.80
Total	24702812	100.00

(ix) Distribution of Shareholding as on 31st March, 2022

Number of Shares		Shareholders		No. of Shares	
From	To	Number	% of Total	Number	% of Total
1	500	9667	85.0444	1178651	4.7713
501	1000	803	7.0643	658588	2.6660
1001	2000	388	3.4134	591158	2.3931
2001	3000	153	1.3460	398775	1.6143
3001	4000	78	0.6862	278787	1.1286
4001	5000	63	0.5542	297733	1.2053
5001	10000	92	0.8094	673661	2.7271
10001	and above	123	1.0821	20625459	83.4944
TOTAL		11367	100.0000	24702812	100.0000

(x) Dematerialization of Shares

As on 31st March, 2022, 99.99% of the total Equity Share Capital was held in dematerialized form. Only 1700 shares were held in physical form.

(xi) Outstanding GDR/ADR/warrants or any convertible instruments, conversion date and likely impact on Equity

The Company has not issued any GDR/ADR and there are no outstanding warrants or any convertible instruments.

(xii) Commodity Price Risk or Foreign Exchange risk and hedging activities

The Company has no significant Commodity price risk or Foreign exchange risk. The Company has not undertaken any hedging activities for commodity price risk and foreign exchange risk.

(xiii) Plant locations

Village Kishanpura, Nalagarh Road, Baddi, Distt. Solan, Himachal Pradesh-174101

(xiv) Address for correspondence
Registered Office and Works:

Village Kishanpura
 Nalagarh Road
 Baddi, Distt. Solan
 Himachal Pradesh-174101
 Tel: 01795-236939
 E-mail: investors@brookslabs.net
 Website: www.brookslabs.net

Corporate Office:

201, The Summit Business Park
 Behind Guru Nanak Petrol Pump,
 Off. AndheriKurla Road, Andheri (E),
 Mumbai – 400 093
 Tel: 022 69073100

(xv) List of all Credit Ratings

Rating Agency	Instrument Type	Rating	Remarks
CARE Rating Limited	Long Term Bank Facilities	CARE BB- (Stable)	This rating is as on 31st March, 2022.
	Short Term Bank Facilities	CARE A4	

(xvi) Disclosures with respect to Demat suspense account/unclaimed suspense account

No shares lying in Demat suspense account/unclaimed suspense account

**ANNEXURE A
DECLARATION****(As required under Regulation 34 of Listing Regulations)**

As required under Regulation 34 of Listing Regulations with the Stock Exchanges, the Board Members and the Senior Management personnel of the Company have affirmed compliance with the Code of Conduct of the Company for the financial year ended 31st March, 2022.

For Brooks Laboratories Limited

Sd/-

**Rajesh Mahajan
Managing Director
(DIN: 02000634)**Place: Mumbai
Date: 03.09.2022**ANNEXURE B****AUDITOR'S CERTIFICATE ON COMPLIANCE WITH THE CONDITIONS OF CORPORATE GOVERNANCE UNDER
REGULATION 34 OF LISTING REGULATIONS**

To,
The Members
Brooks Laboratories Limited

We have examined the compliance of Corporate Governance by Brooks Laboratories Limited for the year ended 31st March 2022, as stipulated in the SEBI (Listing Obligation and Disclosure Requirements) Regulations, 2015 of the said Company with Stock Exchange. The compliance of conditions of the Corporate Governance is the responsibility of the Management. Our examination has been limited to the review of the procedures and implementations thereof adopted by the Company for ensuring compliance with the conditions of the certificate of Corporate Governance as stipulated in the said clause. It is neither an audit nor an expression of opinion on the financial statements of the Company.

In our opinion and to the best of our information and according to the explanations given to us and the representations made by the Directors and the management, we certify that the Company has complied with the conditions of Corporate Governance as stipulated in SEBI (Listing Obligation and Disclosure Requirements) Regulations, 2015 except during the year the Company has failed to comply with the requirement of Regulation 17(1) of SEBI(Listing Obligation and Disclosure Requirements) Regulations,2015 pertaining to the composition of the Board of Directors for the quarter ended September 30, 2021 & December 31,2021.However the Company rectified the non compliance regarding the Board composition as on November 12 ,2021 which was the earliest opportunity available to it due to COVID pandemic and travel restrictions.

As required by the guidance note issued by the Institute of Chartered Accountants of India, we have to state that no investor complaint is pending for a period exceeding one month as of 31st March 2022 against the Company, as per records maintained by the Investor Grievance Committee of the Company.

We further state that such compliance is neither an assurance as to the future viability of the Company nor of the efficiency or effectiveness with which the management has conducted the affairs of the Company.

**For Sharma Sarin & Associates
Company Secretaries**

Sd/-

**P.D. SHARMA
Partner
C.P.No. 2692
UDIN: F002285D000889261**Place: Chandigarh
Date: 01.09.2022

CERTIFICATE OF NON-DISQUALIFICATION OF DIRECTORS

(Pursuant to Regulation 34(3) and Schedule V Para C clause (10)(i) of the SEBI (Listing Obligations and Disclosure Requirements) Regulations, 2015)

TO,
THE MEMBERS OF
BROOKS LABORATORIES LIMITED
VILLAGE KISHANPURA NALA
GARH ROAD, BADDI NALAGARH
HP 174101 IN

I have examined the relevant registers, records, forms, returns, and disclosures received from the Directors of **Brooks Laboratories Limited** having CIN L24232HP2002PLC000267 and having registered office at VILLAGE KISHANPURA NALAGARH ROAD, BADDI NALAGARH HP 174101 IN (hereinafter referred to as 'the Company'), produced before me by the Company to issue this Certificate, under Regulation 34(3) read with Schedule V Para-C Sub-clause 10(i) of the Securities Exchange Board of India (Listing Obligations and Disclosure Requirements) Regulations, 2015.

In my opinion and to the best of my information and according to the verifications (including Directors Identification Number (DIN) status at the portal www.mca.gov.in) as considered necessary and explanations furnished to me by the Company & its officers, I hereby certify that none of the Directors on the Board of the Company as stated below for the Financial Year ending on 31st March 2022 have been debarred or disqualified from being appointed or continuing as Directors of companies by the Securities and Exchange Board of India, Ministry of Corporate Affairs, any such other Statutory Authority.

Sr. No.	Name of Director	DIN	Date of appointment in Company
1	ATUL RANCHAL	01998361	01.04.2006
2	RAJESH MAHAJAN	02000634	01.04.2006
3.	MANPREET SINGH NAROO	02926574	03.09.2021
3	RAJNISH KUMAR BEDI	05287369	23.05.2012
4.	DEEPAK MAHAJAN	06702389	28.09.2013
5.	SONIA GUPTA	06998420	29.09.2014

Ensuring the eligibility for the appointment/continuity of every Director on the Board is the responsibility of the management of the Company. Our responsibility is to express an opinion on these based on our verification. This certificate is neither an assurance as to the future viability of the Company nor of the efficiency or effectiveness with which the management has conducted the affairs of the Company.

For Sharma Sarin & Associates

Sd/-

P. D. Sharma

Partner

FCS 2285, CP No. 2692

UDIN: F002285D000888632

Place: Chandigarh

Date : 01.09.2022

MD/CFO CERTIFICATION**(As required under Regulation 17(8) of the Listing Regulations)**

To,

The Board of Directors
Brooks Laboratories Limited

We, Rajesh Mahajan, Managing Director and Prashant Rathi, Chief Financial Officer of the Brooks Laboratories Limited ("the Company"), hereby certify that:

- (a) We have reviewed financial statements and the cash flow statement for the year ended 31st March, 2022 and based on our knowledge and belief, state that:
- (i) these statements do not contain any materially untrue statement or omit any material fact or contain statements that might be misleading;
 - (ii) these statements together present a true and fair view of the Company's affairs and are in compliance with the existing accounting standards, applicable laws and regulations.
- (b) There are, to the best of our knowledge and belief, no transactions entered into by the Company during the year which are fraudulent, illegal or violative of the Company's Code of Conduct.
- (c) We accept responsibility for establishing and maintaining internal controls for financial reporting and for evaluating the effectiveness of internal control systems of the Company pertaining to financial reporting and have disclosed to the auditors and the Audit Committee, deficiencies in the design or operation of such internal controls, if any, of which we are aware and the steps we have taken or propose to take to rectify these deficiencies.
- (d) We have indicated to the Auditors and the Audit Committee that:
- (i) there has been no significant changes in internal control over financial reporting during the year under reference;
 - (ii) there has not been any significant changes in accounting policies during the year which need to be disclosed in the notes to the financial statements; and
 - (iii) we are not aware of any material instances of significant fraud during the year and the involvement therein, if any, of the management or an employee having a significant role in the Company's internal control system over financial reporting.

For **Brooks Laboratories Limited**

Sd/-

Sd/-

Date: 03.09.2022
Place: Mumbai**Rajesh Mahajan**
Managing Director
(DIN:02000634)**Prashant Rathi**
Chief Financial Officer

Annexure 3
Annual Report on the CSR activities pursuant to Section 135 of the Companies Act, 2013 read with the Companies (Social Responsibility Policy) Rules, 2014

1. Brief outline on CSR Policy of the Company.

The Company's philosophy towards Corporate Social Responsibility (CSR) is conducting business by integrating its economic, environmental and social objectives in such a way that it will contribute for the social good together with its operational growth. The Company believes that CSR is a process by which an organization thinks about its relationship with its stakeholders for the common good and demonstrates its commitment to the same. The Company intends to undertake multiple initiatives like promoting healthcare and education, ensuring environment sustainability etc. under its CSR policy.

The Company has adopted a CSR Policy in compliance with the provisions of the Companies Act, 2013 and can be accessed on the Company's website www.brookslabs.net.

2. Composition of CSR Committee:

Sl. No.	Name of Director	Designation / Nature of Directorship	Number of meetings of CSR Committee held during the year	Number of meetings of CSR Committee attended during the year
1.	Rajesh Mahajan	Chairman	1	1
2.	Atul Ranchal	Member	1	1
3.	Rajnish Kumar Bedi	Member	1	1

3. Provide the web-link where Composition of CSR committee, CSR Policy and CSR projects approved by the board are disclosed on the website of the company.

The Company has framed a CSR Policy in compliance with the provisions of section 135 of the Companies Act, 2013 and the same is placed on the website of the Company and the web link for the same is www.brookslabs.net

4. Provide the details of Impact assessment of CSR projects carried out in pursuance of sub-rule (3) of rule 8 of the Companies (Corporate Social responsibility Policy) Rules, 2014, if applicable (attach the report).

Not applicable for the Financial year 2021-22.

5. Details of the amount available for set off in pursuance of sub-rule (3) of rule 7 of the Companies (Corporate Social responsibility Policy) Rules, 2014 and amount required for set off for the financial year, if any

Sl. No.	Financial Year	Amount available for set-off from preceding financial years (in Rs)	Amount required to be set-off for the financial year, if any (in Rs)
1	2021-22	Nil	nil
	Total		

6. Average net profit of the company as per section 135(5) :- Nil

7. (a) Two percent of average net profit of the company as per section 135(5) :- Nil

(b) Surplus arising out of the CSR projects or programmes or activities of the previous financial years. Nil

(c) Amount required to be set off for the financial year, if any:- Nil

(d) Total CSR obligation for the financial year (7a+7b-7c):- Nil

8. (a) CSR amount spent or unspent for the financial year: Not applicable
- (b) Details of CSR amount spent against ongoing projects for the financial year: Not Applicable
- (c) Details of CSR amount spent against **other than ongoing projects** for the financial year: Not Applicable
- (d) Amount spent in Administrative Overheads - Nil
- (e) Amount spent on Impact Assessment, if applicable - Nil
- (f) Total amount spent for the Financial Year (8b+8c+8d+8e) - Nil
- (g) Excess amount for set off, if any

Sl. No.	Particular	Amount (in Rs.)
(i)	Two percent of average net profit of the company as per section 135(5)	Nil
(ii)	Total amount spent for the Financial Year	Nil
(iii)	Excess amount spent for the financial year [(ii)-(i)]	Nil
(iv)	Surplus arising out of the CSR projects or programmes or activities of the previous financial years, if any	Nil
(v)	Amount available for set off in succeeding financial years [(iii)-(iv)]	Nil

9. (a) Details of Unspent CSR amount for the preceding three financial years: Nil
- (b) Details of CSR amount spent in the financial year for ongoing projects of the preceding financial year(s): Nil
10. In case of creation or acquisition of capital asset, furnish the details relating to the asset so created or acquired through CSR spent in the financial year
- (asset-wise details).**
- (a) Date of creation or acquisition of the capital asset(s). Nil
- (b) Amount of CSR spent for creation or acquisition of capital asset. Nil
- (c) Details of the entity or public authority or beneficiary under whose name such capital asset is registered, their address etc.
Nil
- (d) Provide details of the capital asset(s) created or acquired (including complete address and location of the capital asset). Nil
11. Specify the reason(s), if the company has failed to spend two per cent of the average net profit as per section 135(5).

There is no unspent amount during the financial year 2021 -22

Sd/-

Rajesh Mahajan

Managing Director & Chairman of the Committee

Form No. MR-3
SECRETARIAL AUDIT REPORT

FOR THE FINANCIAL YEAR ENDED 31st MARCH, 2022

[Pursuant to section 204 (1) of the Companies Act, 2013 and rule No.9 of the Companies (Appointment and Remuneration of Managerial Personnel) Rules, 2014]

To,

The Members,

BROOKS LABORATORIES LIMITED

We have conducted the Secretarial Audit of the Compliance of applicable statutory provisions and the adherence to good corporate practices by **BROOKS LABORATORIES LIMITED**. The secretarial Audit was conducted in a manner that provided us a reasonable basis for evaluating the corporate conducts/Statutory Compliances and expressing our opinion thereon.

Based on our verification of the **BROOKS LABORATORIES LIMITED**, Books, Papers, Minute Books, Forms and Returns filed and other records maintained by the Company and also the information provided by the Company, its officers, agents, and authorized representatives during the conduct of Secretarial Audit, We hereby report that in our opinion, the Company has, during the Audit period covering the Financial Year ended on **31st March 2022** complied with the Statutory Provisions listed hereunder and also that the Company has proper Board-processes and Compliance-Mechanism in place to the extent, in the manner and subject to the reporting made hereinafter:

We have examined the Books, Papers and Minute Books, Forms and Returns filed, and other records maintained by **BROOKS LABORATORIES LIMITED** for the Financial Year ended **31st March 2022**, according to the provisions of:

- (i) The Companies Act, 2013 (the Act) and the Rules made there under;
- (ii) The Securities Contracts (Regulation) Act, 1956 ('SCRA') and the rules made there under;
- (iii) The Depositories Act, 1996 and the Regulations and Bye-laws framed there under;
- (iv) Foreign Exchange Management Act, 1999 and the rules and regulations made there under to the extent of Foreign Direct Investment, Overseas Direct Investment, and External Commercial Borrowings;
- (v) The following Regulations and Guidelines are prescribed under the Securities and Exchange Board of India Act, 1992 ('SEBI Act'):-
 - a) The Securities and Exchange Board of India (Substantial Acquisition of Shares and Takeovers) Regulations, 2011; **No such transaction during the Financial Year 2021- 22.**
 - b) The Securities and Exchange Board of India (Prohibition of Insider Trading) Regulations, 1992/2015; **No such transaction during the Financial Year 2021-22.**
 - c) The Securities and Exchange Board of India (Issue of Capital and Disclosure Requirements) Regulations, 2009/2018; **No such transaction during the Financial Year 2021-22.**
 - d) The Securities and Exchange Board of India (Share Based Employee Benefits) Regulations, 2014; **No such transaction during the Financial Year 2021-22.**
 - e) The Securities and Exchange Board of India (Issue and Listing of Debt Securities) Regulations, 2008; **No such transaction during the Financial Year 2021-22.**
 - f) The Securities and Exchange Board of India (Registrars to an Issue and Share Transfer Agents) Regulations, 1993 regarding the Companies Act and dealing with the client;
-NA
 - g) The Securities and Exchange Board of India (Delisting of Equity Shares) Regulations, 2009; **No such transaction during the Financial Year 2020-22.** And

- (h) The Securities and Exchange Board of India (Buyback of Securities) Regulations, 1998/2018, **No such transaction during the Financial Year 2021-22.**

Other laws as informed and certified by the management of the Company which are specifically applicable to the Company based on their sector/industry are;

- (a) Drugs and Cosmetics Act, 1940 and rules made there under
 (b) The Trade Mark Act, 1999

We have also examined compliance with the applicable clauses of the following:

- (i) Secretarial Standards issued by The Institute of Company Secretaries of India.
 (ii) The Listing Agreements entered into by the Company with Stock Exchange(s).
 (iii) The Securities and Exchange Board of India (Listing Obligations and Disclosure Requirements) Regulations, 2015.

As per Management representation and our examination of the record during the period under review, the Company has complied with the provisions of the Companies Act, Rules, Regulations, Guidelines, Standards, etc and further reports as under:-

- a. **The listed entity has complied with the provisions of the Regulations and circulars/ guidelines issued by SEBI as shown in the table below:-**

Sr. No.	Compliance Requirement (Regulations/ Circulars/ Guidelines including specific clause)	Deviations	Observations/ Remarks of the Practicing Company Secretary
	-----NIL-----	-----NIL-----	-----NIL-----

- b. **The following are the details of actions taken against the listed entity/ its promoters/ directors/ material subsidiaries either by SEBI or by Stock Exchanges (including under the Standard Operating Procedures issued by SEBI through various circulars) under the aforesaid Acts/ Regulations and circulars/ guidelines issued there under:**

Sr. No.	Action taken by	Details of violation	Details of action taken E.g. Fines, warning letter, debarment, etc.	Observations, Remarks of the Practicing Company Secretary, if any.
1	STOCK EXCHANGE (BSE AND NSE INDIA)	Regulation 17(1) Non-compliance with the requirements pertaining to composition of the Board including failure of appoint Woman Director received by email dated 21.02.2022	FINES IMPOSED BY STOCK EXCHANGES	THE VIOLATION HAS BEEN RECTIFIED AND LISTED ENTITY HAS FILED FOR WAIVER OF FINE .

- c. **As per the Management Representation, the Company has stated that they have made Compliances of all applicable labour laws.**

We further Report That:

The Board of directors of the Company is duly constituted with the proper balance of Executive Directors, Non-Executive Directors, and Independent Directors. The changes in the Board of Directors that took place during the period under review were carried out in compliance with the provisions of the Act.

Adequate notice is given to all directors to schedule the Board Meetings, Agenda and detailed Notes on Agenda were sent in advance, and a system exists for seeking and obtaining further information and clarifications on the agenda items before the meeting and for meaningful participation at the meeting.

All decisions at the Board Meeting and Committee Meetings are carried out unanimously as recorded in the Minutes Book of the meetings of the Board of Directors or Committee of the Board, as the case may be.

We further report that there are adequate systems and processes in the Company commensurate with the size and its operations to monitor and ensure compliance with Applicable Laws, Rules, Regulations, and Guidelines.

We further report that, during the period under review, the company has entered into a Joint Venture Agreements on 22nd July 2020 with Steriscience Specialties Private Limited (Formerly known as Steriscience Private Limited) to form Manufacturing JV (Brooks Steriscience Limited) and Marketing JV (SteriBrooks Penems Pvt Ltd) by investing Rs. 40 crores in Manufacturing JV.

Now, the Joint Venture partner Steriscience Specialties Pvt Ltd is further spending Rs.74.5 Crores in addition to Rs.40 Crores aggregating to Rs.114.5 Crores. The new arrangement will change the ratio of Joint ventures. The Steriscience Specialties Private Limited will hold 51% shares and Brooks Laboratories Limited will hold 49% shares in Brooks Steriscience Limited.

Further Company has taken Shareholder Approval for the Revised Joint Venture Agreement as per terms of the new arrangement in the 19th Annual General Meeting of the company held on 29th September 2021.

For Sharma Sarin & Associates

Sd/-

P. D. Sharma
Partner

FCS 2285, CP No. 2692
UDIN: F002285D000829672

Place: Chandigarh

Date: 23.08.2022

The Secretarial Audit Report is to be read with our letter of even date which is annexed as Annexure A and Forms an integral part of this report.

'Annexure A'

To,

**The Members
BROOKS LABORATORIES LIMITED**

Our report of even date is to be read along with this letter.

1. Maintenance of secretarial records is the responsibility of the management of the Company. Our responsibility is to express our opinion on these secretarial records based on our audit.
2. We have followed the audit practices and processes as were appropriate to obtain reasonable assurance about the correctness of the contents of the secretarial records. The verification was done on a test basis to ensure that correct facts are reflected in secretarial records. We believe that the process and practices, we followed provide a reasonable basis for our opinion.
3. We have not verified the correctness and appropriateness of financial records, Books of Accounts and labour laws compliances record of the Company.
4. Wherever required, we have obtained the Management representation about the compliance of laws, rules, and regulations and happening of events, etc.
5. Compliance with the provisions of Corporate and other applicable laws, rules, regulations, and standards is the responsibility of management. Our examination was limited to the verification of procedure on a test basis.
6. The Secretarial Audit report is neither an assurance as to the future viability of the Company nor of the efficacy or effectiveness with which the management has conducted the affairs of the Company.

For **Sharma Sarin & Associates**

Sd/-

P. D. Sharma
Partner

FCS 2285, CP No. 2692
UDIN: F002285D000829672

Place: Chandigarh
Date: 23/08/2022

Form No. MR-3
SECRETARIAL AUDIT REPORT

FOR THE FINANCIAL YEAR ENDED 31st MARCH, 2022

[Pursuant to section 204 (1) of the Companies Act, 2013 and rule No.9 of the Companies (Appointment and Remuneration of Managerial Personnel) Rules, 2014]

To,

The Members,
BROOKS STERISCIENCE LIMITED

We have conducted the Secretarial Audit of the compliance of applicable statutory provisions and the adherence to good corporate practices by **BROOKS STERISCIENCE LIMITED**. Secretarial Audit was conducted in a manner that provided us areas a reasonable basis for evaluating the Corporate Conducts/Statutory Compliances and expressing our opinion thereon.

Based on our verification of the **BROOKS STERISCIENCE LIMITED**, Books, Papers, Minute Books, Forms and Returns filed and other records maintained by the Company and also the information provided by the Company, its officers, agents, and authorized representatives during the conduct of Secretarial Audit, We hereby report that in our opinion, the Company has, during the Audit period covering the Financial Year ended on **31st March 2022** complied with the Statutory Provisions listed hereunder and also that the Company has proper Board-processes and Compliance-Mechanism in place to the extent, in the manner and subject to the reporting made hereinafter:

We have examined the Books, Papers, and Minutes Books, Forms and Returns filed, and other records maintained by **BROOKS STERISCIENCE LIMITED** for the Financial Year ended **31st March 2022**, according to the provisions of:

- (i) The Companies Act, 2013(the Act) and the Rules made thereunder;
- (ii) The Securities Contracts (Regulation) Act, 1956 ('SCRA') and the rules made thereunder;
- (iii) The Depositories Act, 1996 and the Regulations and Bye-laws framed thereunder;
- (iv) Foreign Exchange Management Act, 1999 and the rules and regulations made thereunder to the extent of Foreign Direct Investment, Overseas Direct Investment, and External Commercial Borrowings;
- (v) The following Regulations and Guidelines are prescribed under the Securities and Exchange Board of India Act,1992 ('SEBI Act'):-
 - (a) The Securities and Exchange Board of India (Substantial Acquisition of Shares and Takeovers) Regulations,2011; **No such transaction during the Financial Year 2021-22.**
 - (b) The Securities and Exchange Board of India (Prohibition of Insider Trading) Regulations, 1992/2015; **No such transaction during the Financial Year 2021-22.**
 - (c) The Securities and Exchange Board of India (Issue of Capital and Disclosure Requirements) Regulations, 2009/2018; **No such transaction during the Financial Year 2021-22.**
 - (d) The Securities and Exchange Board of India (Share Based Employee Benefits) Regulations, 2014; **No such transaction during the Financial Year 2021-22.**
 - (e) The Securities and Exchange Board of India (Issue and Listing of Debt Securities)Regulations, 2008; **No such transaction during the Financial Year 2021-22.**
 - (f) The Securities and Exchange Board of India (Registrars to an Issue and Share Transfer Agents) Regulations, 1993 regarding the Companies Act and dealing with the client; **No such transaction during the Financial Year 2021-22.**
 - (g) The Securities and Exchange Board of India (Delisting of Equity Shares) Regulations, 2009; **No such transaction during the Financial Year 2021-22.**
 - (h) The Securities and Exchange Board of India (Buyback of Securities) Regulations, 1998/2018, **No such transaction during the Financial Year 2021-22.**

- vi) Other laws as informed and certified by the management of the Company which are specifically applicable to the Company based on their sector/industry are;
- Drugs and Cosmetics Act, 1940 and rules made thereunder
 - The Trade Mark Act, 1999

We have also examined compliance with the applicable clauses of the following:

- Secretarial Standards issued by The Institute of Company Secretaries of India.

During the period under review, the Company has complied with the provisions of the Act, Rules, Regulations, Guidelines, Standards, etc.

NOTE:-

- The company has incorporated during the financial year w.e.f 04th September 2020 as a subsidiary of Brooks Laboratories Limited.
- Brooks Steriscience Limited is a subsidiary of Brooks Laboratories Limited. Brooks Steriscience Limited (BSL), Brooks Laboratories Limited (BLL), and Steriscience Specialties Private Limited (SSPL) entered into Joint Venture Agreement on 08-10-2021. As per the agreement, SSPL has agreed to infuse Rs. 11449 lakhs in BSL in multiple tranches. Initially, BSL issues partly paid equity shares to SSPL, which upon becoming fully paid up shall entitle SSPL to own 51% shares of BSL. As a result of the agreement, the percentage holding of BLL is reduced from 100.00% to 59.65% (approx.) at the year-end.
- However, The company has allotted 60,000 equity shares having a face value of Rs. 10/- each, with the premium of Rs. 7750.93 each to Brooks Laboratories Limited against the committed sale consideration due to business combination with it in the preceding previous year.

As on 24/11/2021, the company has issued 1,14,490 partly paid equity shares to Steriscience Specialties Private Limited at the price of Rs.10,000/- having a face value of Rs. 10/- each and a share premium of Rs. 9,990/- each. The company has called up Rs. 4.00 as the application money. This application money has been settled against OCRPS of Rs. 2000.00 Lakhs, Trade Payables of Rs. 1456.00 Lakhs, Inter-corporate debt of Rs. 500.00 Lakhs, and balance of Rs. 623.60 Lakhs in Cash.

As on 19-02-2022, the company has called up its first call money amount of Rs. 2.50 per share on the same issuance of 1,14,490 equity shares. The total unpaid call money of Rs. 3.50 per share (face value) is to be called up in the next Financial Year.

For Sharma Sarin & Associates

Sd/-

P. D. Sharma
Partner

Place: Chandigarh
Date: 23.08.2022

FCS 2285, CP No. 2692
UDIN: F002285D000829628

The Secretarial Audit Report is to be read with our letter of even date which is annexed as Annexure A and Forms an integral part of this report.

'Annexure A'

To,

**The Members
BROOKS STERISCIENCE LIMITED**

Our report of even date is to be read along with this letter.

1. Maintenance of secretarial records is the responsibility of the management of the Company. Our responsibility is to express our opinion on these secretarial records based on our audit.
2. We have followed the audit practices and processes as were appropriate to obtain reasonable assurance about the correctness of the contents of the secretarial records. The verification was done on a test basis to ensure that correct facts are reflected in secretarial records. We believe that the process and practices, we followed provide a reasonable basis for our opinion.
3. We have not verified the correctness and appropriateness of financial records and Books of Accounts of the Company.
4. Wherever required, we have obtained the Management representation about the compliance of laws, rules, and regulations and happening of events, etc.
5. compliance with the provisions of Corporate and other applicable laws, rules, regulations, and standards is the responsibility of management. Our examination was limited to the verification of procedure on a test basis.
6. The Secretarial Audit report is neither an assurance as to the future viability of the Company nor of the efficacy or effectiveness with which the management has conducted the affairs of the Company.

For **Sharma Sarin & Associates**

Sd/-

P. D. Sharma
Partner

FCS 2285, CP No. 2692
UDIN: F002285D000829628

Place: Chandigarh
Date: 23.08.2022

Annexure 6

Particulars of conservation of energy, technology absorption, foreign exchange earnings and outgo, as prescribed in Rule 8(3) of the Companies (Accounts) Rules, 2014.

A. CONSERVATION OF ENERGY

Your Company has always been conscious of the need to conserve energy and reduce the cost of production.

We are trying to do power consumption by reducing unnecessary electrical load for which we are replacing CFL/Tube lights with LED.

We are saving 20,000 liter raw water per day by using the RO rejected water in toilets and at vehicle washing point.

We changed the set point of boiler from 8 to 7 kg/cm². Thus we successfully saved 350 mins. (14.6 KW) of boiler load per day.

TECHNOLOGY ABSORPTION**Research and Development (R&D)**

(a) Specific areas in which Research and Development is carried out by the Company: -

R & D has been carried out in areas of

1. Improvement on product quality.
2. Innovation in manufacturing process to increase yields and reduce reaction time to enhance productivity.

(b) Benefits derived as a result of above R & D:

R & D efforts at Brooks Laboratories Ltd. have yielded positive results, which can be measured from the fast growth of the Company, both in terms of turnover and penetration of geographies.

Generation of Intellectual wealth: Key inventions/ technologies for drug substance synthesis were protected by filing patent applications.

Your Company was able to improve the quality of existing products and develop customer specific materials with stringent specifications, gaining an edge over competition and penetrating global markets.

Technology Absorption, Adaptation and Innovation

1. Efforts in brief, made towards technology absorption, adaptation and innovation:

- Boiler electrical load reduced by changing set point of boiler.
- New IBR Package type Boiler installed with triple fuel usage (Wood, Coal & Briquettes)
- State-of-the-art development laboratories.
- Further enhancement of technological expertise in the field of complex formulations' manufacturing.

2. Benefits derived as a result of the above efforts:

- These initiatives will result in development of cost effective active pharmaceutical ingredients.
- Speedy introduction of difficult-to-formulate products in all markets upon approval.
- Reduction of raw material cost, time cycle and increased productivity.

Imported Technology: Nil

B. FOREIGN EXCHANGE EARNINGS AND OUTGO

Foreign Exchange Earnings : US \$ 2,106,038.81
Euro 199,402.74

Foreign Exchange Outgo : US \$ 1,054,123.60
Euro 20,009.00

For and on Behalf of the Board
For Brooks Laboratories Limited

Sd/-

Atul Ranchal
(Chairman)
(DIN:01998361)

Place: Mumbai
Date: 03.09.2022

FORM AOC-1

Statement containing salient features of the financial statement of Subsidiaries/associate companies/joint ventures (Pursuant to first proviso to sub-section (3) of section 129 read with rule 5 of Companies (Accounts) Rules, 2014)

(Information in respect of each subsidiary to be presented with amounts in lakhs)

Part “A”: Subsidiary

1. Name of the subsidiary –Brooks Steriscience Limited
3. Reporting period for the subsidiary -31.03.2022
4. Reporting currency -INR
5. Share capital – Rs 18.44 (Fully paid up – 11.00 & partly paid up – 7.44)
6. Reserves & Surplus- Rs. 11586.48
7. Total assets – Rs. 14404.28
8. Total Liabilities - Rs. 2799.36
9. Investments- Rs. 0
10. Turnover – Rs. 2056.93
11. Profit before taxation- Rs. (2446.69)
12. Provision for taxation- Rs. (458.51)
13. Profit after taxation – Rs. (1988.18)
14. Proposed Dividend -NIL
15. % of shareholding –59.65%
 - Names of subsidiaries which are yet to commence operations –NIL
 - Names of subsidiaries which have been liquidated or sold during the year-NIL

Part “B”: Associates and Joint Ventures

Statement pursuant to Section 129 (3) of the Companies Act, 2013 related to Associate Companies and Joint Ventures

Name of Associates/Joint Ventures	SteriBrooks Penems Private Limited
1. Latest audited Balance Sheet Date	31.03.2022
2. Shares of Associate/Joint Ventures held by the company on the year end 31st March, 2022	
No.	Rs. 7,963
Amount of Investment in Associates/Joint Venture	79630
Extend of Holding %	44.33%
3. Description of how there is significant influence	Joint Venture
4. Reason why the associate/joint venture is not consolidated	NA
5. Networth attributable to Shareholding as per latest audited Balance Sheet	NA
6. Profit / Loss for the year	
i. Considered in Consolidation	Rs. 0.00
i. Not Considered in Consolidation	Loss of Rs. 36.86 Lac (i.e 44.33% of 83.14 lacs)

ANNEXURE-8
Form No. AOC-2

(Pursuant to clause (h) of sub-section (3) of section 134 of the Act and Rule 8(2) of the Companies (Accounts) Rules, 2014).

Form for disclosure of particulars of contracts/arrangements entered into by the company with related parties referred to in sub-section (1) of section 188 of the Companies Act, 2013 including certain arm's length transactions under third proviso thereto.

1. Details of contracts or arrangements or transactions not at arm's length basis- Nil
2. Details of material contracts or arrangement or transactions at arm's length basis

(Rs in lakhs)

S. NO.	Name(s) of the related party and nature of relationship	Nature of contracts/ arrangements/ transactions	Duration of the contracts / arrangements/ transactions	Salient terms of the contracts or arrangements or transactions including the value, if any	Amount For the Year ended March 31, 2022	Date(s) of approval by the Board, if any:	Amount paid as advances if any:
1.	Brooks Steriscience Limited	Purchase of Goods	On going	The related party transactions entered during the year were in ordinary course of business and on an arm's length basis.	453.95	Since these transactions were in the ordinary course of business and were on arm's length basis, approval of the Board was not applicable.	Nil
2.	Brooks Steriscience Limited	Providing services	On going	The related party transactions entered during the year were in ordinary course of business and on an arm's length basis.	180.00	Since these transactions were in the ordinary course of business and were on arm's length basis, approval of the Board was not applicable.	Nil

3. Details of material contracts or arrangement or transactions not in the ordinary course of business

S. NO.	Name(s) of the related party and nature of relationship	Nature of contracts/ arrangements/ transactions	Duration of the contracts / arrangements/ transactions	Salient terms of the contracts or arrangements or transactions including the value, if any	Date(s) of approval by the Board, if any:	Amount paid as advances if any:	Date on which the special resolution was passed in General meeting as required under first proviso to section 188
-----NIL-----							

For and on Behalf of the Board
For Brooks Laboratories Limited

Sd/-
Atul Ranchal
 (Chairman)
 (DIN: 01998361)

Place: Mumbai
 Date: 03.09.2022

Annexure 9

Details pertaining to remuneration as required under Section 197(12) of the Companies Act, 2013 read with Rule 5(1) of the Companies (Appointment and Remuneration of Managerial Personnel) Rules, 2014.

- i) The ratio of the remuneration of each Director to the median remuneration of the employees of the Company for the financial year 2021-22:

Name	Designation	Ratio to Median Remuneration
Mr. Atul Ranchal	Chairman	46.91:1
Mr. Rajesh Mahajan	Managing Director	46.91:1
Mr. Manpreet Singh Naroo**	Whole Time Director	9.47:1

Apart from above directors, there were three Independent Directors who were paid sitting fees for attending the Meetings.

- ii) Increase in remuneration of any Director, Chief Financial Officer and Company Secretary during the financial year 2021-22.

Name	Designation	% increase in remuneration
Atul Ranchal	Chairman	No Change
Rajesh Mahajan	Managing Director	No Change
Mr. Suresh Garg*	Whole-time Director	-
Prashant Rathi	Chief Financial Officer	11.27%
Jyoti Sancheti	Company Secretary	11.26%
Mr. Manpreet Singh Naroo**	Whole-time Director	No Change

* Mr. Suresh Garg, Technical Director of the Company resigned from the Board w.e.f. 3rd September, 2021

** Mr. Manpreet Singh Naroo was appointed as an additional director on 3rd September, 2021 and was regularized on 29th September, 2021 as a Technical Director of the Company.

- iii) The median remuneration of employees during the financial year 2021-22 is increased to Rs. 17,054/- as compared to the last financial year 2020-21 was Rs. 15,513/-.
- iv) The number of permanent employees on the rolls of the Company as on 31st March, 2022 was 335 employees.
- v) Average percentage increase made in the salaries of employees other than the managerial personnel in the last financial year i.e. 2020-21 and its comparison with the increase in the managerial remuneration for the same financial year.

(Amount in Lakhs)

Remuneration paid to employees excluding managerial personnel for the FY 2021-22	Remuneration paid to employees excluding managerial personnel for the FY 2020-21	% change in remuneration paid to employees excluding managerial personnel	Remuneration paid to managerial personnel for the FY 2021-22	Remuneration paid to managerial personnel for the FY 2020-21	(%) change in remuneration paid to managerial personnel
916.84	1110.07	17.40	246.50	232.65	5.96

- vi) It is affirmed that the Remuneration paid is as per the Remuneration Policy of the Company.

INDEPENDENT AUDITOR'S REPORT

To The Members of Brooks Laboratories limited

Report on the Audit of the Standalone Financial Statements

Opinion

We have audited the accompanying standalone financial statements of Brooks Laboratories limited (the "Company"), which comprise the Balance Sheet as at March 31, 2022, the Statement of Profit and Loss (including Other Comprehensive Income), the Statement of Changes in Equity and the Statement of Cash Flows for the year ended on that date and a summary of significant accounting policies and other explanatory information (hereinafter referred to as the "standalone financial statements").

In our opinion and to the best of our information and according to the explanations given to us, the aforesaid standalone financial statements give the information required by the Companies Act, 2013 (the "Act") in the manner so required and give a true and fair view in conformity with the Indian Accounting Standards prescribed under section 133 of the Act read with the Companies (Indian Accounting Standards) Rules, 2015, as amended, ("Ind AS") and other accounting principles generally accepted in India, of the state of affairs of the Company as at March 31, 2022 and its profit, total comprehensive income, changes in equity and its cash flows for the year ended on that date.

Basis for Opinion

We conducted our audit of the standalone financial statements in accordance with the Standards on Auditing ("SA" s) specified under section 143(10) of the Act. Our responsibilities under those Standards are further described in the Auditor's Responsibilities for the Audit of the Standalone Financial Statements section of our report. We are independent of the Company in accordance with the Code of Ethics issued by the Institute of Chartered Accountants of India ("ICAI") together with the ethical requirements that are relevant to our audit of the standalone financial statements under the provisions of the Act and the Rules made thereunder, and we have fulfilled our other ethical responsibilities in accordance with these requirements and the ICAI's Code of Ethics. We believe that the audit evidence obtained by us is sufficient and appropriate to provide a basis for our audit opinion on the standalone financial statements.

Key Audit Matters

1. Key audit matters are those matters that, in our professional judgment, were of most significance in our audit of the standalone financial statements of the current period. These matters were addressed in the context of our audit of the standalone financial statements as a whole, and in forming our opinion thereon, and we do not provide a separate opinion on these matters.
2. We have determined that there are no key audit matters to be communicated in our report.

Information Other than the Financial Statements and Auditor's Report Thereon

The Company's Management & Board of Directors is responsible for the other information. The other information comprises the information included in the Management Discussion and Analysis, Board's Report including Annexures to Board's Report, Business Responsibility Report, Corporate Governance and Shareholder's Information, but does not include the consolidated financial statements, standalone financial statements and our auditor's report thereon.

Our opinion on the standalone financial statements does not cover the other information and we do not express any form of assurance conclusion thereon.

In connection with our audit of the standalone financial statements, our responsibility is to read the other information and, in doing so, consider whether the other information is materially inconsistent with the standalone financial statements or our knowledge obtained during the course of our audit or otherwise appears to be materially misstated.

If, based on the work we have performed, we conclude that there is a material misstatement of this other information, we are required to report that fact. We have nothing to report in this regard.

Management's Responsibilities for the Standalone Financial Statements

The Company's Board of Directors is responsible for the matters stated in section 134(5) of the Act with respect to the preparation of these standalone financial statements that give a true and fair view of the financial position, financial performance, including other comprehensive income, changes in equity and cash flows of the Company in accordance with the Ind AS and other accounting principles generally accepted in India. This responsibility also includes maintenance of adequate accounting records in accordance with the provisions of the Act for safeguarding the assets of the Company and for preventing and detecting frauds and other irregularities; selection and application of appropriate accounting policies; making judgments and estimates that are reasonable and prudent; and design, implementation and maintenance of adequate internal financial controls, that were operating effectively for ensuring the accuracy and completeness of the accounting records, relevant to the preparation and presentation of the standalone financial statements that give a true and fair view and are free from material misstatement, whether due to fraud or error.

In preparing the standalone financial statements, management is responsible for assessing the Company's ability to continue as a going concern, disclosing, as applicable, matters related to going concern and using the going concern basis of accounting unless management either intends to liquidate the Company or to cease operations, or has no realistic alternative but to do so.

The Board of Directors is also responsible for overseeing the Company's financial reporting process.

Auditor's Responsibilities for the Audit of the Standalone Financial Statements

Our objectives are to obtain reasonable assurance about whether the standalone financial statements as a whole are free from material misstatement, whether due to fraud or error, and to issue an auditor's report that includes our opinion. Reasonable assurance is a high level of assurance but is not a guarantee that an audit conducted in accordance with SAs will always detect a material misstatement when it exists. Misstatements can arise from fraud or error and are considered material if, individually or in the aggregate, they could reasonably be expected to influence the economic decisions of users taken on the basis of these standalone financial statements.

As part of an audit in accordance with SAs, we exercise professional judgment and maintain professional scepticism throughout the audit. We also:

- Identify and assess the risks of material misstatement of the standalone financial statements, whether due to fraud or error, design and perform audit procedures responsive to those risks, and obtain audit evidence that is sufficient and appropriate to provide a basis for our opinion. The risk of not detecting a material misstatement resulting from fraud is higher than for one resulting from error, as fraud may involve collusion, forgery, intentional omissions, misrepresentations, or the override of internal control.
- Obtain an understanding of internal financial control relevant to the audit in order to design audit procedures that are appropriate in the circumstances. Under section 143(3)(i) of the Act, we are also responsible for expressing our opinion on whether the Company has adequate internal financial controls system in place and the operating effectiveness of such controls.
- Evaluate the appropriateness of accounting policies used and the reasonableness of accounting estimates and related disclosures made by the management.
- Conclude on the appropriateness of management's use of the going concern basis of accounting and, based on the audit evidence obtained, whether a material uncertainty exists related to events or conditions that may cast significant doubt on the Company's ability to continue as a going concern. If we conclude that a material uncertainty exists, we are required to draw attention in our auditor's report to the related disclosures in the standalone financial statements or, if such disclosures are inadequate, to modify our opinion. Our conclusions are based on the audit evidence obtained up to the date of our auditor's report.
- Evaluate the overall presentation, structure and content of the standalone financial statements, including the disclosures, and whether the standalone financial statements represent the underlying transactions and events in a manner that achieves fair presentation.

We communicate with those charged with governance regarding, among other matters, the planned scope and timing of the audit and significant audit findings, including any significant deficiencies in internal control that we identify during our audit.

We also provide those charged with governance with a statement that we have complied with relevant ethical requirements regarding independence, and to communicate with them all relationships and other matters that may reasonably be thought to bear on our independence, and where applicable, related safeguards.

From the matters communicated with those charged with governance, we determine those matters that were of most significance in the audit of the standalone financial statements of the current period and are therefore the key audit matters. We describe these matters in our auditor's report unless law or regulation precludes public disclosure about the matter or when, in extremely rare circumstances, we determine that a matter should not be communicated in our report because the adverse consequences of doing so would reasonably be expected to outweigh the public interest benefits of such communication.

Report on Other Legal and Regulatory Requirements

1. As required by the Companies (Auditor's Report) Order, 2020 (the "Order") issued by the Central Government in terms of Section 143(11) of the Act, we give in "Annexure A" a statement on the matters specified in paragraphs 3 and 4 of the Order.
2. (A) As required by Section 143(3) of the Act, based on our audit we report that
 - a) We have sought and obtained all the information and explanations which to the best of our knowledge and belief were necessary for the purposes of our audit.
 - b) In our opinion, proper books of account as required by law have been kept by the Company so far as it appears from our examination of those books.
 - c) The Balance Sheet, the Statement of Profit and Loss including Other Comprehensive Income, Statement of Changes in Equity and the Statement of Cash Flows dealt with by this Report are in agreement with the books of account.

- d) In our opinion, the aforesaid standalone financial statements comply with the Ind AS specified under Section 133 of the Act.
- e) On the basis of the written representations received from the directors as on March 31, 2022 taken on record by the Board of Directors, none of the directors is disqualified as on March 31, 2022 from being appointed as a director in terms of Section 164(2) of the Act.
- f) With respect to the adequacy of the internal financial controls over financial reporting of the Company and the operating effectiveness of such controls, refer to our separate Report in "Annexure B". Our report expresses an unmodified opinion on the adequacy and operating effectiveness of the Company's internal financial controls over financial reporting.
- (B) With respect to the other matters to be included in the Auditor's Report in accordance with Rule 11 of the Companies (Audit and Auditors) Rules, 2014, as amended, in our opinion and to the best of our information and according to the explanations given to us:
- a) The Standalone financial statements disclose the impact of pending litigations on its financial position in its standalone financial statements – Refer Note 39 to the standalone financial statements.
- b) The Company did not have any long-term contracts including derivative contracts for which there were any material foreseeable losses.
- c) There were no amounts which were required to be transferred to the Investor Education and Protection Fund by the Company.
- d) (i) The Management has represented that, to the best of its knowledge and belief, no funds (which are material either individually or in the aggregate) have been advanced or loaned or invested (either from borrowed funds or share premium or any other sources or kind of funds) by the Company to or in any other person or entity, including foreign entity ("Intermediaries"), with the understanding, whether recorded in writing or otherwise, that the Intermediary shall, whether, directly or indirectly lend or invest in other persons or entities identified in any manner whatsoever by or on behalf of the Company ("Ultimate Beneficiaries") or provide any guarantee, security or the like on behalf of the Ultimate Beneficiaries;
- (ii) The Management has represented, that, to the best of its knowledge and belief, no funds (which are material either individually or in the aggregate) have been received by the Company from any person or entity, including foreign entity ("Funding Parties"), with the understanding, whether recorded in writing or otherwise, that the Company shall, whether, directly or indirectly, lend or invest in other persons or entities identified in any manner whatsoever by or on behalf of the Funding Party ("Ultimate Beneficiaries") or provide any guarantee, security or the like on behalf of the Ultimate Beneficiaries
- (iii) Based on the audit procedures that have been considered reasonable and appropriate in the circumstances, nothing has come to our notice that has caused us to believe that the representations under sub-clause (i) and (ii) of Rule 11(e), as provided under (iv) (a) and (b) above, contain any material misstatement.
- e) Since The Company has not declared / paid any dividend during the year, Section 123 of the Act is not applicable.
- (C) With respect to the matter to be included in the Auditor's Report under Section 197(16) of the act: In our opinion and according to the information and explanations given to us, the remuneration paid by the Company to its directors during the current year is in accordance with the provisions of Section 197 of the Act. The remuneration paid to any director is not in excess of the limit laid down under Section 197 of the Act. The Ministry of Corporate Affairs has not prescribed other details under Section 197(16) of the Act which are required to be commented upon by us.

For S G C O & Co. LLP.
Chartered Accountants
FRN. 112081W/W100184

Sd/-
Suresh Murarka
Partner
Mem. No. 44739
UDIN - 22044739AJWSBE1891

Place: Mumbai
Date : 30th May 2022

Annexure “A” to Independent Auditor’s Report

Annexure “A” referred to in Paragraph 1 of “Report on Other Legal and Regulatory Requirements” of our Report of even date on the accounts of Brooks Laboratories Limited for the year ended 31st March 2022.

As required by the Companies (Auditors Report) Order, 2020 and according to the information and explanations given to us during the course of the audit and on the basis of such checks of the books and records as were considered appropriate we report that:

- (i) a) The Company has maintained proper records showing full particulars, including quantitative details and situation of Property, Plant and Equipment and relevant details of right-of-use assets
- b) As explained to us, the fixed assets have been physically verified by the management in accordance with a phased programme of verification, which in our opinion is reasonable, considering the size of the Company and the nature of its assets. In accordance with this program certain fixed assets were verified during the year. The frequency of verification is reasonable, and no discrepancies have been noticed on such physical verification.
- c) According to the information and explanations given to us and on the basis of our examination of the records of the Company, the title deeds of immovable properties (other than properties where the company is the lessee and the lease agreements are duly executed in favour of the lessee) as disclosed in the financial statements are held in the name of the Company
- d) According to the information and explanations given to us, the Company has not revalued its property, plant and Equipment (including Right of Use assets) and its intangible assets. Accordingly, the requirements under paragraph 3(i)(d) of the Order are not applicable to the Company
- e) According to the information and explanations given to us, no proceeding has been initiated or pending against the Company for holding benami property under the Benami Transactions (Prohibition) Act, 1988 and rules made thereunder. Accordingly, the provisions stated in paragraph 3(i) (e) of the Order are not applicable to the Company
- (ii) a) The inventory has been physically verified during the year by the management. In our opinion, the frequency of verification, coverage & procedure of such verification is reasonable and appropriate. No material discrepancies were noticed on such verification.
- b) The Company has been sanctioned working capital limits in excess of Rs. 5 crores in aggregate from Banks/financial institutions on the basis of security of current assets. Quarterly returns / statements are filed with such Banks/ financial institutions are in agreement with the books of account except for the difference mentioned in Note No.23
- (iii) According to the information explanation provided to us, the Company has not made any investments in, provided any guarantee or security or granted any loans or advances in the nature of loans, secured or unsecured, to companies, firms, Limited Liability Partnerships or any other parties during the year. Hence, the requirements under paragraph 3(iii) of the Order are not applicable to the Company.
- (iv) In our opinion and according to the information and explanations given to us, the Company has not either directly or indirectly, granted any loan to any of its directors or to any other person in whom the director is interested, in accordance with the provisions of section 185 of the Act and the Company has not made investments through more than two layers of investment companies in accordance with the provisions of section 186 of the Act. Accordingly, provisions stated in paragraph 3(iv) of the Order are not applicable to the Company
- (v) In our opinion and according to the information and explanations given to us, there are no amounts outstanding which are in the nature of deposits as on March 31,2022 and the Company has not accepted any deposits from public during the year.
- (vi) As per explanation & information given to us, the Company has maintained proper cost records pursuant to the rules prescribed by the Central Government for the maintenance of cost records under section 148 (1) of the Companies Act, 2013. However, the same have not been reviewed by us.
- (vii) a) According to the records of the Company, amount deducted/accrued in the books of accounts in respect of the undisputed statutory dues including Provident Fund, Employee’s State Insurance, Income tax, Goods and Services tax, Duty of Customs, Cess and other Statutory Dues to the extent applicable to the Company, have been regularly deposited with the appropriate authorities. According to the information and explanations given to us, there are no undisputed amount payable in respect of such statutory dues which have remained outstanding as at 31st March, 2022 for a period more than six months from the date they became payable.
- b) According to the information and explanations given to us and on the basis of our examination of the records of the Company, statutory dues relating to Goods and Service Tax, Provident Fund, Employees State Insurance, Income-Tax, Duty of Customs or Cess or other statutory dues which have not been deposited on account of any dispute are as follows:

Nature of Liability	Stay Amount paid (In Lakhs)	Demand Amount (Rs. in Lakhs)	Period to which matter pertains	Forum at which dispute is pending
Income Tax	101.00	339.51	A.Y 2013-14	Commissioner of Income Tax – Appeal
Income Tax	21.45	142.85	A.Y 2014-15	Commissioner of Income Tax – Appeals
Income Tax	-	0.68	A.Y 2015-16	Commissioner of Income Tax – Appeals
Income Tax	51.45	73.45	A.Y 2016-17	Commissioner of Income Tax – Appeals

- (viii) According to the information and explanations given to us, there are no transactions which are not accounted in the books of account which have been surrendered or disclosed as income during the year in Tax Assessment of the Company. Also, there are no previously unrecorded income which has been now recorded in the books of account. Hence, the provision stated in paragraph 3(viii) of the Order is not applicable to the Company
- (ix) (a) In our opinion and according to the information and explanations given to us, the Company has not defaulted in repayment of loans or borrowings or in payment of interest thereon to any lender.
- (b) According to the information and explanations given to us and on the basis of our audit procedures, we report that the company has not been declared wilful defaulter by any bank or financial institution or government or any government authority.
- (c) In our opinion and according to the information explanation provided to us, no money was raised by way of term loans. Accordingly, the provision stated in paragraph 3(ix)(c) of the Order is not applicable to the Company.
- (d) According to the information and explanations given to us, and the procedures performed by us, and on an overall examination of the standalone financial statements of the company, we report that no funds raised on short-term basis have been used for long-term purposes by the company.
- (e) According to the information explanation given to us and on an overall examination of the standalone financial statements of the Company, we report that the company has not taken any funds from an any entity or person on account of or to meet the obligations of its subsidiaries, associates or joint ventures
- (f) According to the information and explanations given to us and procedures performed by us, we report that the Company has not raised loans during the year on the pledge of securities held in its securities, joint ventures or associate companies.
- (x) (a) The Company has not raised moneys by way of initial public offer or further public offer (including debt instruments) during the year and hence reporting under clause 3(x)(a) of the Order is not applicable
- (b) According to the information and explanations given to us and based on our examination of the records of the Company, the Company has not made any preferential allotment or private placement of shares or fully, partly or optionally convertible debentures during the year. Accordingly, the provisions stated in paragraph 3 (x)(b) of the Order are not applicable to the Company.
- (xi) (a) During the course of our audit, examination of the books and records of the Company, carried out in accordance with the generally accepted auditing practices in India, and according to the information and explanations given to us, we have neither come across any instance of material fraud by the Company or on the Company.
- (b) We have not come across of any instance of material fraud by the Company or on the Company during the course of audit of the standalone financial statement for the year ended March 31, 2022, accordingly the provisions stated in paragraph (xi) (b) of the Order is not applicable to the Company.
- (c) As represented to us by the management, there are no whistle-blower complaints received by the Company during the course of audit. Accordingly, the provisions stated in paragraph (xi)(c) of the Order is not applicable to company.
- (xii) In our opinion and according to the information and explanations given to us, the Company is not a Nidhi Company. Accordingly, paragraph 3 (xii) of the Order is not applicable.
- (xiii) According to the information and explanation given to us and based on our examination of the records of the Company, transactions with related parties are in compliance with of section 177 and 188 of the Act, where applicable, for all transactions with the related parties and the details of related party transactions have been disclosed in the financial statements etc. as required by the applicable accounting standards.
- (xiv) (a) In our opinion the Company has an adequate internal audit system commensurate with the size and the nature of its business.

- (b) We have considered, the internal audit reports for the year under audit, issued to the Company during the year and till date, in determining the nature, timing and extent of our audit procedures
- (xv) According to the information and explanation given to us and based on our examination of the records of the Company, the Company has not entered into any non-cash transactions with the directors or persons connected with him. Accordingly, paragraph 3 (xv) of the Order is not applicable.
- (xvi) In our opinion and according to the information and explanation given to us, the Company is not required to be registered under section 45-IA of the Reserve Bank of India Act, 1934.
- (xvii) Based on the overall review of standalone financial statements of the company has incurred cash losses only during the immediately preceding financial year but has not incurred any cash losses during the current financial year
- xviii) There has been no resignation of the statutory auditors of the Company during the year.
- (xix) According to the information and explanations given to us and based on our examination of financial ratios, ageing and expected date of realisation of financial assets and payment of liabilities, other information accompanying the standalone financial statements, our knowledge of the Board of Directors and management plans, we are of the opinion that no material uncertainty exists as on the date of audit report and the Company is capable of meeting its liabilities existing at the date of balance sheet as and when they fall due within a period of one year from the balance sheet date
- (xx) According to the information and explanations given to us, the provisions of section 135 of the Act are not applicable to the Company. Hence, the provisions of paragraph (xx)(a) to (b) of the Order are not applicable to the Company.
- (xxi) There are no Qualifications/adverse remarks by the respective auditors in the Companies (Auditor's Report) Order (CARO) Reports of the companies included in the consolidated financial statements. Accordingly, the provisions stated in paragraph clause 3 (xxi) of the Order are not applicable to the Company.

For S G C O & Co. LLP
Chartered Accountants
Firm Reg. No. 112081W/W100184

Sd/-
Suresh Murarka
Partner
Mem No : 44739
UDIN : 22044739AJWSBE1891

Place : Mumbai
Date : 30th May 2022

Annexure “B” to the Independent Auditor’s Report of even date on the Standalone financial statements of Brooks Laboratories Limited for the year ended 31st March 2022**Report on the Internal Financial Controls under Clause (i) of Sub-section 3 of Section 143 of the Companies Act, 2013 (“the Act”)****Opinion**

We have audited the internal financial controls over financial reporting of Brooks Laboratories Limited (“the Company”) as of March 31, 2022 in conjunction with our audit of the Standalone Ind AS financial statements of the Company for the year ended on that date.

In our opinion, the Company has, in all material respects, an adequate internal financial controls system over financial reporting and such internal financial controls over financial reporting were operating effectively as at March 31, 2022, based on the internal control over financial reporting criteria established by the Company considering the essential components of internal control stated in the Guidance Note on Audit of Internal Financial Controls Over Financial Reporting issued by the Institute of Chartered Accountants of India.

Management’s Responsibility for Internal Financial Controls

The Company’s management is responsible for establishing and maintaining internal financial controls based on the internal controls over financial reporting criteria established by the Company considering the essential components of internal controls stated in the Guidance Note on Audit of Internal Financial Controls over Financial Reporting (the “Guidance Note”) issued by the Institute of Chartered Accountants of India (“ICAI”). These responsibilities include the design, implementation and maintenance of adequate internal financial controls that were operating effectively for ensuring the orderly and efficient conduct of its business, including adherence to Company’s policies, the safeguarding of its assets, the prevention and detection of frauds and errors, the accuracy and completeness of the accounting records, and the timely preparation of reliable financial information, as required under the Companies Act, 2013 (“the Act”).

Auditors’ Responsibility

Our responsibility is to express an opinion on the Company’s internal financial controls over financial reporting based on our audit. We conducted our audit in accordance with the Guidance Note and the Standards on Auditing, issued by ICAI and deemed to be prescribed under section 143(10) of the Act to the extent applicable to an audit of internal financial controls, both applicable to an audit of Internal Financial Controls and, both issued by the ICAI. Those Standards and the Guidance Note require that we comply with ethical requirements and plan and perform the audit to obtain reasonable assurance about whether adequate internal financial controls over financial reporting was established and maintained and if such controls operated effectively in all material respects.

Our audit involves performing procedures to obtain audit evidence about the adequacy of the internal financial controls system over financial reporting and their operating effectiveness. Our audit of internal financial controls over financial reporting included obtaining an understanding of internal financial controls over financial reporting, assessing the risk that a material weakness exists, and testing and evaluating the design and operating effectiveness of internal controls based on the assessed risk. The procedures selected depend on the auditor’s judgment, including the assessment of the risks of material misstatement of the standalone Ind AS financial statements, whether due to fraud or error.

We believe that the audit evidence we have obtained is sufficient and appropriate to provide a basis for our audit opinion on the Company’s internal financial control system over financial reporting.

Meaning of Internal Financial Controls over Financial Reporting

A company’s internal financial controls over financial reporting is a process designed to provide reasonable assurance regarding the reliability of financial reporting and the preparation of financial statements for external purposes in accordance with generally accepted accounting principles. A company’s internal financial controls over financial reporting includes those policies and procedures that (1) pertain to the maintenance of records that, in reasonable detail, accurately and fairly reflect the transactions and dispositions of the assets of the company; (2) provide reasonable assurance that transactions are recorded as necessary to permit preparation of financial statements in accordance with generally accepted accounting principles, and that receipts and expenditures of the company are being made only in accordance with authorisations of management and directors of the company; and (3) provide reasonable assurance regarding prevention or timely detection of unauthorised acquisition, use, or disposition of the company’s assets that could have a material effect on the financial statements.

Inherent Limitations of Internal Financial Controls Over Financial Reporting

Because of the inherent limitations of internal financial controls over financial reporting, including the possibility of collusion or improper management override of controls, material misstatements due to error or fraud may occur and not be detected. Also, projections of any evaluation of the internal financial controls over financial reporting to future periods are subject to the risk that the internal financial control over financial reporting may become inadequate because of changes in conditions, or that the degree of compliance with the policies or procedures may deteriorate.

For S G C O & Co. LLP
Chartered Accountants
Firm Reg. No 112081W/W100184

Sd/-
Suresh Murarka
Partner

Place: Mumbai
Date: 30th May 2022

Mem. No. 44739
UDIN : 22044739AJWSBE1891

Standalone Balance Sheet as at 31st March, 2022

Particulars	Note No.	Rs. (in Lakhs)	
		As at March 31, 2022	As at March 31, 2021
ASSETS			
Non-current assets			
Property, plant and equipment	3A	1,371.55	1,442.48
Capital work in progress	3B	112.10	-
Right of use Assets	3C	106.03	-
Intangible Asset	3D	36.08	53.39
Intangible asset under development	3E	-	2.15
Financial assets			
(i) Investments	4	4,684.35	4,680.54
(ii) Security deposit	5	81.77	102.08
(iii) Other financial assets	6	21.95	30.76
Income tax assets (net)	7	228.04	201.70
Deferred tax assets (net)	8	-	-
Other non-current assets	9	-	-
Total non-current assets		6,641.87	6,513.10
Current assets			
Inventories	10	1,658.76	1,237.87
Financial assets			
(i) Trade receivables	11	1,503.49	959.07
(ii) Cash and cash equivalents	12	8.38	6.37
(iii) Bank balances other than cash and cash equivalents (iii) above	13	99.26	81.99
(iv) Other financial assets	14	133.88	43.68
Other current assets	15	299.75	205.46
Total current assets		3,703.52	2,534.44
Non current asset held for sale	16	-	252.06
TOTAL ASSETS		10,345.39	9,299.60
EQUITY AND LIABILITIES			
Equity			
Equity share capital	17	2,470.28	2,470.28
Other equity	18	4,030.02	3,950.76
Total equity		6,500.30	6,421.04
Liabilities			
Non-current liabilities			
Financial liabilities			
(i) Borrowings	19	-	134.09
(ii) Lease liability	20	84.87	-
(iii) Other financial liabilities	21	48.90	21.12
Provisions	22	164.86	154.48
Total non-current liabilities		298.63	309.69
Current liabilities			
Financial liabilities			
Borrowings	23	492.29	705.82
Lease Liabilities	24	19.70	-
Trade payables	25	-	-
- Due to micro and small enterprises		1,447.17	316.22
- Due to others		1,127.53	1,022.38
Other financial liabilities	26	167.89	336.08
Other current liabilities	27	217.94	125.73
Provisions	28	73.94	62.64
Total current liabilities		3,546.46	2,568.87
TOTAL EQUITY AND LIABILITIES		10,345.39	9,299.60

Notes 1 to 49 form an integral part of the financial statements

For S G C O & Co. LLP
 Chartered Accountants
 FRN: 112081W/W100184
 Sd/-
Suresh Murarka
 Partner
 Mem. No. 044739

For and on behalf of the Board of Directors
 Sd/-
Atul Ranchal
 Chairman
 Din : 01998361
 Sd/-
Prashant Rathi
 CFO

Sd/-
Rajesh Mahajan
 Managing Director
 Din : 02000634
 Sd/-
Jyoti Sancheti
 Company Secretary

Place: Mumbai
 Date : 30th May 2022

Place: Mumbai
 Date : 30th May 2022

Standalone Statement of Profit and Loss for the year ended 31 March 2022

Particulars	Note No.	Rs. (in Lakhs)	
		Year ended 31 March 2022	Year ended March 31, 2021
Income			
Revenue from operations	29	7,696.72	7,727.45
Other income	30	94.76	96.02
Total income		7,791.48	7,823.47
Expenses			
Cost of materials consumed	31	4,648.83	4,687.23
Purchases of stock-in-trade	32	571.65	423.65
Changes in inventories of finished goods, work - in progress	33	(292.56)	(333.58)
Employee benefits expense	34	1,280.19	1,436.83
Finance costs	35	66.97	324.76
Depreciation and amortisation expense		148.63	709.29
Other expenses	36	1,301.17	1,418.82
Total expenses		7,724.88	8,667.00
Profit / (Loss) before tax		66.60	(843.53)
Tax expense/ (credit)			
- Current tax		-	-
- Deferred tax		-	-
- Tax of earlier years		-	715.22
Total tax expense/ (credit)		-	715.22
Profit/ (loss) for the year (A)		66.60	(1,558.75)
Other comprehensive income (OCI)			
Items not to be reclassified subsequently to profit or loss			
- Measurement of defined employee benefit plans		8.85	10.79
- Gain on remeasuring FVTPL financial assets		3.81	-
- Income tax relating to above items		-	-
Other comprehensive income for the year, net of tax (B)		12.66	10.79
Total comprehensive income/ (loss) for the year, net of tax (A+B)		79.26	(1,547.96)
Earnings per equity share of Rs. 10 each	37		
Basic and diluted (in Rs.)		0.27	(6.31)

Notes 1 to 49 form an integral part of the financial statements

This is the statement of profit and loss referred to in our audit report of even date

For S G C O & Co. LLP

 Chartered Accountants
 FRN : 112081W/W100184

 Sd/-
Suresh Murarka

 Partner
 Mem. No. 044739

 Place: Mumbai
 Date : 30th May, 2022

For and on behalf of the Board of Directors

 Sd/-
Atul Ranchal
 Chairman
 Din : 01998361

 Sd/-
Prashant Rathi
 CFO

 Place: Mumbai
 Date : 30th May, 2022

 Sd/-
Rajesh Mahajan
 Managing Director
 Din : 02000634
 Sd/-
Jyoti Sancheti
 Company Secretary

Standalone Cash Flow Statement for the Year ended March 31, 2022

Particulars	Rs. (in Lakhs)	
	Year ended 31 March 2022	Year ended March 31, 2021
A. CASH FLOW FROM OPERATING ACTIVITIES		
Net (loss) / profit before tax	66.60	(843.53)
Adjustments for		
Depreciation and amortisation expense	148.63	709.29
Finance cost	66.97	309.41
Interest income	(6.19)	(17.41)
Remeasurement of Defined benefit obligations	8.85	10.79
Dividend from current investments	(0.30)	(0.30)
Provision for Doubtful Capital Advance	-	18.65
Profit on sale of asset	(28.10)	-
Loss on discarded asset	2.15	5.61
Liability no longer payable	(22.26)	-
Bad debts recovered	(10.74)	-
Provision for Expected credit loss	92.87	4.62
Unrealised Foreign Exchange Gain	0.44	(17.64)
Operating profit before working capital changes	318.92	179.48
Adjustments for changes in working capital:		
Decrease / (increase) in Trade Receivables	(623.38)	878.75
Decrease / (increase) in Inventories	(420.89)	(974.05)
Decrease / (increase) in Other Assets	(94.29)	228.60
Decrease / (increase) in Other Financial Assets	(73.04)	46.39
(Decrease) / Increase in Trade and Other Payables	1,257.92	(201.64)
(Decrease) / Increase in Other Financial Liabilities	(140.41)	154.38
(Decrease) / Increase in Other Liabilities	92.20	(18.38)
(Decrease) / Increase in Provisions	21.68	36.52
Cash generated from / (used in) operations	338.71	330.05
Direct taxes paid (net of refunds received)	(26.36)	(420.38)
Net cash (used in) / from generated from operating activities (A)	312.35	(90.32)
B. CASH FLOW FROM INVESTING ACTIVITIES		
Purchase of property, plant and equipment (including capital work in progress and capital advances)	(176.88)	(117.16)
Proceeds from sale of property, plant and equipment	291.00	-
Capital Advance	-	-
Investment in associate company	-	(0.80)
Investment in subsidiary	-	(5.00)
Net (investments in)/ proceeds from bank deposits (having original maturity of more than three months)	(8.46)	31.18
Interest received	6.19	17.41
Dividend received	0.30	0.30
Net cash (used in) / generated from investing activities (B)	112.15	(74.07)

Particulars	Rs. (in Lakhs)	
	Year ended 31 March 2022	Year ended March 31, 2021
C. CASH FLOW FROM FINANCING ACTIVITIES		
Proceeds/ (Repayments) from borrowings (net)	(347.62)	452.98
Repayment of Lease Liabilities	(7.89)	(20.70)
Finance costs paid	(66.97)	(301.11)
Net cash (used in) / from financing activities (C)	(422.49)	131.17
Net decrease in cash and cash equivalents (A+B+C)	2.01	(33.22)
Cash and cash equivalents at the beginning of the year	6.37	39.59
Cash and cash equivalents at the end of the year	8.38	6.37

Note:

- The above cash flow statement has been prepared under the "Indirect Method" as set out in the Indian Accounting Standard (Ind AS 7) - Statement of Cash Flow.
- Components of cash and cash equivalents considered only for the purpose of cash flow statement as follows :

Particulars	Rs. (In Lakhs)	
	Year ended March 31, 2022	Year ended March 31, 2021
In bank current accounts	4.62	1.44
Cash on hand	3.76	4.93
Fixed deposits with original maturity of less than 3 months	-	-
	8.38	6.37

- Previous year's figures have been regrouped and rearranged wherever necessary in order to confirm to current year's classification.

Notes 1 to 49 form an integral part of the financial statements

This is the Cash Flow Statement referred to in our audit report of even date

For S G C O & Co. LLP

Chartered Accountants

Firm Registration No : 112081W/W100184

Sd/-

Suresh Murarka

Partner

Mem. No. 44739

Place: Mumbai

Date : 30th May, 2022

For and on behalf of the Board of Directors

Sd/-

Atul Ranchal

Chairman

Din : 01998361

Sd/-

Prashant Rathi

CFO

Place: Mumbai

Date : 30th May, 2022

Sd/-

Rajesh Mahajan

Managing Director

Din : 02000634

Sd/-

Jyoti Sancheti

Company Secretary

Standalone Statement of Changes in Equity for the Year ended 31st March, 2022

Rs. (in Lakhs)

A) Equity share capital

Particulars	Balance at the beginning of the year	Changes in Equity Share Capital due to prior period errors	Restated balance at the beginning of the year	Changes in equity share capital during the year	Balance at the end of the year
As at March 31, 2021					
Equity Share Capital	2,470.28	-	-	-	2,470.28
As at March 31, 2022					
Equity Share Capital	2,470.28	-	-	-	2,470.28

B) Other Equity

Particulars	Reserves and surplus		Other comprehensive income	Total equity attributable to equity holders
	Securities premium	Retained earnings	Remeasurement of Defined Benefit Plans	
As at 1 April 2020	6,800.03	552.68	18.61	7,371.32
Adjustment in retained earning due to Slump sale	-	(1,872.60)	-	(1,872.60)
Profit/ (Loss) for the year	-	(1,558.75)	-	(1,558.75)
Other Comprehensive Income for the year	-	-	10.79	10.79
As at 31 March 2021	6,800.03	(2,878.67)	29.40	3,950.76
Profit/ (Loss) for the year	-	66.60	-	66.60
Other Comprehensive Income for the year	-	-	12.66	12.66
As at 31 March 2022	6,800.03	(2,812.07)	42.06	4,030.02

This is the Statement of Changes in Equity referred to in our audit report of even date

For S G C O & Co. LLP

 Chartered Accountants
 FRN : 112081W/W100184
 Sd/-
Suresh Murarka
 Partner
 Mem. No. 044739

For and on behalf of the Board of Directors

Sd/-	Sd/-
Atul Ranchal	Rajesh Mahajan
Chairman	Managing Director
Din : 01998361	Din : 02000634
Sd/-	Sd/-
Prashant Rathi	Jyoti Sancheti
CFO	Company Secretary

 Place: Mumbai
 Date : 30th May 2022

 Place: Mumbai
 Date : 30th May 2022

Accompanying notes to the financial statement for the Year ended March 31, 2022

Note 1 Corporate Information

Brooks Laboratories Limited is a public company domiciled in India and incorporated under the provisions of the Companies Act, 1956 and was incorporated on 23rd January, 2002. The shares of the company are listed on BSE & NSE in India. The Company has manufacturing plants at Baddi, Himachal Pradesh. The Company is a pharmaceutical manufacturing company working on contract basis.

Note 2 Significant Accounting Policies

i Basis of Preparation

The financial statements of the Company have been prepared to comply in all material respects with the Indian Accounting Standards ("Ind AS") notified under the Companies (Accounting Standards) Rules, 2015.

The financial statements have been prepared under the historical cost convention with the exception of certain financial assets and liabilities which have been measured at fair value, on an accrual basis of accounting.

All the assets and liabilities have been classified as current and non-current as per normal operating cycle of the Company and other criteria set out in as per the guidance set out in Schedule III to the Act. Based on nature of services, the Company ascertained its operating cycle as 12 months for the purpose of current and non-current classification of asset and liabilities.

The Company's financial statements are reported in Indian Rupees, which is also the Company's functional currency, and all values are rounded to the nearest lakhs (INR 00,000), except when otherwise indicated.

ii Accounting Estimates

The preparation of the financial statements, in conformity with the Ind AS, requires the management to make estimates and assumptions that affect the application of accounting policies and the reported amounts of assets and liabilities and disclosure of contingent liabilities as at the date of financial statements and the results of operation during the reported period. Although these estimates are based upon management's best knowledge of current events and actions, actual results could differ from these estimates which are recognised in the period in which they are determined.

Estimates and assumptions

The key assumptions concerning the future and other key sources of estimation uncertainty at the reporting date, that have a significant risk of causing a material adjustment to the carrying amounts of assets and liabilities within the next financial year. The Company based its assumptions and estimates on parameters available when the financial statements were prepared. Existing circumstances and assumptions about future developments, however, may change due to market changes or circumstances arising that are beyond the control of the Company. Such changes are reflected in the financial statements in the period in which changes are made and, if material, their effects are disclosed in the notes to the financial statements.

Deferred tax assets

In assessing the realisability of deferred income tax assets, management considers whether some portion or all of the deferred income tax assets will not be realized. The ultimate realization of deferred income tax assets is dependent upon the generation of future taxable income during the periods in which the temporary differences become deductible. Management considers the scheduled reversals of deferred income tax liabilities, projected future taxable income, and tax planning strategies in making this assessment. Based on the level of historical taxable income and projections for future taxable income over the periods in which the deferred income tax assets are deductible, management believes that the Company will realize the benefits of those deductible differences. The amount of the deferred income tax assets considered realizable, however, could be reduced in the near term if estimates of future taxable income during the carry forward period are reduced.

Defined benefit plans

The cost and present value of the gratuity obligation and compensated absences are determined using actuarial valuations. An actuarial valuation involves making various assumptions that may differ from actual developments in the future. These include the determination of the discount rate, future salary increases, attrition rate and mortality rates. Due to the complexities involved in the valuation and its long-term nature, a defined benefit obligation is highly sensitive to changes in these assumptions. All assumptions are reviewed at each reporting date.

Accompanying notes to the financial statement for the Year ended March 31, 2022

iii Property, Plant and Equipment

Property, Plant and Equipment are stated at cost of acquisition including attributable interest and finance costs, if any, till the date of acquisition/ installation of the assets less accumulated depreciation and accumulated impairment losses, if any. Subsequent expenditure relating to Property, Plant and Equipment is capitalised only when it is probable that future economic benefits associated with the item will flow to the Company and the cost of the item can be measured reliably. All other repairs and maintenance costs are charged to the Statement of Profit and Loss as incurred. The cost and related accumulated depreciation are eliminated from the financial statements, either on disposal or when retired from active use and the resultant gain or loss are recognised in the Statement of Profit and Loss.

Capital work-in-progress, representing expenditure incurred in respect of assets under development and not ready for their intended use, are carried at cost. Cost includes related acquisition expenses, construction cost, related borrowing cost and other direct expenditure.

iv Depreciation/ Amortisation

- Depreciation on Property, Plant and Equipment has been provided on a pro-rata basis on the straight-line method over the estimated useful lives of the assets which are in agreement with the rates prescribed under schedule II to the Companies Act 2013, except for the category of assets mentioned in Table B in order to reflect the actual usage of the asset.
- Intangible assets consisting of softwares, licenses and Dossier/ Marketing Rights are amortised over their useful life.

Table A showing category of assets of which useful life are as prescribed under Companies Act

Sr. No.	Asset category	As per Companies Act 2013	Useful life Baddi
1	Plant & Machinery	20 years	20 years
2	Lab Equipments	10 years	10 years
3	Computer	3 years	3 years
4	Office Equipments	5 years	5 years
5	Furniture	10 years	10 years
6	Electrical Installation	10 years	10 years
7	Factory Building	30 Years	30 Years
8	Office Premises	60 Years	60 Years
9	Server	6 years	6 years
10	Vehicles	8-10 years	8-10 years

The Company, based on technical assessment made by technical expert and management estimate, depreciates certain items of property plant and equipment (as mentioned above) over estimated useful lives which are different from the useful lives prescribed under Schedule II to the Companies Act, 2013. The management believes that these estimated useful lives are realistic and reflect fair approximation of the period over which the assets are likely to be used.

v Investment Property

Investment properties are held to earn rentals or for capital appreciation, or both. Investment properties are measured initially at their cost of acquisition. The cost comprises purchase price, borrowing cost if capitalization criteria are met and directly attributable cost of bringing the asset to its working condition for the intended use. Any trade discount and rebates are deducted in arriving at the purchase price.

Subsequent costs are included in the asset's carrying amount or recognised as a separate asset, as appropriate, only when it is probable that future economic benefits associated with the item will flow to the Company. All other repair and maintenance costs are recognised in statement of profit and loss as incurred.

Though the Company measures investment property using cost based measurement, the fair value of investment property is disclosed in the notes.

Investment Property is initially measured at cost including transaction costs. Subsequent to initial recognition, investment properties are stated at cost less accumulated depreciation and accumulated impairment loss, if any.

Accompanying notes to the financial statement for the Year ended March 31, 2022

Any gain or loss on disposal of investment property calculated as the difference between the net proceeds from disposal and the carrying amount of the item is recognised in Statement of Profit & Loss.

vi Financial Instruments

A financial instrument is any contract that gives rise to a financial asset of one entity and a financial liability or equity instrument of another entity.

a) Investment in subsidiaries, associate and joint venture :

Investment in subsidiaries, associates and joint ventures are shown at cost in accordance with the option available in Ind AS 27, 'Separate Financial Statements'. Where the carrying amount of an investment is greater than its estimated recoverable amount, it is written down immediately to its recoverable amount and the difference is transferred to the Statement of Profit and Loss. On disposal of investment, the difference between the net disposal proceeds and the carrying amount is charged or credited to the Statement of Profit and Loss.

b) Financial Assets

Initial Recognition

In the case of financial assets, not recorded at fair value through profit or loss (FVTPL), financial assets are recognised initially at fair value plus transaction costs that are directly attributable to the acquisition of the financial asset. Purchases or sales of financial assets that require delivery of assets within a time frame established by regulation or convention in the market place (regular way trades) are recognised on the trade date, i.e., the date that the Company commits to purchase or sell the asset.

Subsequent Measurement

For purposes of subsequent measurement, financial assets are classified in following categories:

Financial Assets at Amortised Cost

Financial assets are subsequently measured at amortised cost if these financial assets are held within a business model with an objective to hold these assets in order to collect contractual cash flows and the contractual terms of the financial asset give rise on specified dates to cash flows that are solely payments of principal and interest on the principal amount outstanding. Interest income from these financial assets is included in finance income using the effective interest rate ("EIR") method. Impairment gains or losses arising on these assets are recognised in the Statement of Profit and Loss.

Financial Assets Measured at Fair Value

Financial assets are measured at fair value through OCI if these financial assets are held within a business model with an objective to hold these assets in order to collect contractual cash flows or to sell these financial assets and the contractual terms of the financial asset give rise on specified dates to cash flows that are solely payments of principal and interest on the principal amount outstanding. Movements in the carrying amount are taken through OCI, except for the recognition of impairment gains or losses, interest revenue and foreign exchange gains and losses which are recognised in the Statement of Profit and Loss.

Financial asset not measured at amortised cost or at fair value through OCI is carried at FVPL.

Impairment of Financial Assets

In accordance with Ind AS 109, the Company applies the expected credit loss ("ECL") model for measurement and recognition of impairment loss on financial assets and credit risk exposures.

The Company follows 'simplified approach' for recognition of impairment loss allowance on trade receivables. Simplified approach does not require the Company to track changes in credit risk. Rather, it recognises impairment loss allowance based on lifetime ECL at each reporting date, right from its initial recognition.

For recognition of impairment loss on other financial assets and risk exposure, the Company determines that whether there has been a significant increase in the credit risk since initial recognition. If credit risk has not increased significantly, 12-month ECL is used to provide for impairment loss. However, if credit risk has increased significantly, lifetime ECL is used. If, in a subsequent period, credit quality of the instrument improves such that there is no longer a significant increase in credit risk since initial recognition, then the entity reverts to recognising impairment loss allowance based on 12-month ECL.

Accompanying notes to the financial statement for the Year ended March 31, 2022

ECL is the difference between all contractual cash flows that are due to the group in accordance with the contract and all the cash flows that the entity expects to receive (i.e., all cash shortfalls), discounted at the original EIR. Lifetime ECL are the expected credit losses resulting from all possible default events over the expected life of a financial instrument. The 12-month ECL is a portion of the lifetime ECL which results from default events that are possible within 12 months after the reporting date.

ECL impairment loss allowance (or reversal) recognised during the period is recognised as income/ expense in the Statement of Profit and Loss.

De-recognition of Financial Assets

The Company de-recognises a financial asset only when the contractual rights to the cash flows from the asset expire, or it transfers the financial asset and substantially all risks and rewards of ownership of the asset to another entity.

If the Company neither transfers nor retains substantially all the risks and rewards of ownership and continues to control the transferred asset, the Company recognizes its retained interest in the assets and an associated liability for amounts it may have to pay.

If the Company retains substantially all the risks and rewards of ownership of a transferred financial asset, the Company continues to recognise the financial asset and also recognises a collateralised borrowing for the proceeds received.

c) Equity Instruments and Financial Liabilities

Financial liabilities and equity instruments issued by the Company are classified according to the substance of the contractual arrangements entered into and the definitions of a financial liability and an equity instrument.

Equity Instruments

An equity instrument is any contract that evidences a residual interest in the assets of the Company after deducting all of its liabilities. Equity instruments which are issued for cash are recorded at the proceeds received, net of direct issue costs. Equity instruments which are issued for consideration other than cash are recorded at fair value of the equity instrument.

Financial Liabilities

1) Initial Recognition

Financial liabilities are classified, at initial recognition, as financial liabilities at FVPL, loans and borrowings and payables as appropriate. All financial liabilities are recognised initially at fair value and, in the case of loans and borrowings and payables, net of directly attributable transaction costs.

2) Subsequent Measurement

The measurement of financial liabilities depends on their classification, as described below

Financial liabilities at FVPL

Financial liabilities at FVPL include financial liabilities held for trading and financial liabilities designated upon initial recognition as at FVPL. Financial liabilities are classified as held for trading if they are incurred for the purpose of repurchasing in the near term. Gains or losses on liabilities held for trading are recognised in the Statement of Profit and Loss.

Financial guarantee contracts issued by the Company are those contracts that require a payment to be made to reimburse the holder for a loss it incurs because the specified debtor fails to make a payment when due in accordance with the terms of a debt instrument. Financial guarantee contracts are recognised initially as a liability at fair value, adjusted for transaction costs that are directly attributable to the issuance of the guarantee. Subsequently, the liability is measured at the higher of the amount of loss allowance determined as per impairment requirements of Ind AS 109 and the amount recognised less cumulative amortisation. Amortisation is recognised as finance income in the Statement of Profit and Loss.

Financial liabilities at amortised cost

After initial recognition, interest-bearing loans and borrowings are subsequently measured at amortised cost using the EIR method. Any difference between the proceeds (net of transaction costs) and the settlement or redemption of borrowings is recognised over the term of the borrowings in the Statement of Profit and Loss.

Accompanying notes to the financial statement for the Year ended March 31, 2022

Amortised cost is calculated by taking into account any discount or premium on acquisition and fees or costs that are an integral part of the EIR. The EIR amortisation is included as finance costs in the Statement of Profit and Loss.

3) De-recognition of Financial Liabilities

Financial liabilities are de-recognised when the obligation specified in the contract is discharged, cancelled or expired. When an existing financial liability is replaced by another from the same lender on substantially different terms, or the terms of an existing liability are substantially modified, such an exchange or modification is treated as de-recognition of the original liability and recognition of a new liability. The difference in the respective carrying amounts is recognised in the Statement of Profit and Loss.

d) Offsetting Financial Instruments

Financial assets and financial liabilities are offset and the net amount is reported in the Balance Sheet if there is a currently enforceable legal right to offset the recognised amounts and there is an intention to settle on a net basis to realise the assets and settle the liabilities simultaneously.

vii Employee Benefits

a Defined Contribution Plan

Contributions to defined contribution schemes such as provident fund, employees' state insurance, labour welfare are charged as an expense based on the amount of contribution required to be made as and when services are rendered by the employees. The above benefits are classified as Defined Contribution Schemes as the Company has no further obligations beyond the monthly contributions.

b Defined Benefit Plan

The Company also provides for gratuity which is a defined benefit plan, the liabilities of which is determined based on valuations, as at the balance sheet date, made by an independent actuary using the projected unit credit method. Re-measurement, comprising of actuarial gains and losses, in respect of gratuity are recognised in the OCI, in the period in which they occur. Re-measurement recognised in OCI are not reclassified to the Statement of Profit and Loss in subsequent periods. Past service cost is recognised in the Statement of Profit and Loss in the year of plan amendment or curtailment. The classification of the Company's obligation into current and non-current is as per the actuarial valuation report.

c Leave entitlement and compensated absences

Accumulated leave which is expected to be utilised within next twelve months, is treated as short-term employee benefit. Leave entitlement, other than short term compensated absences, are provided based on a actuarial valuation, similar to that of gratuity benefit. Re-measurement, comprising of actuarial gains and losses, in respect of leave entitlement are recognised in the Statement of Profit and Loss in the period in which they occur.

d Short-term Benefits

Short-term employee benefits such as salaries, wages, performance incentives etc. are recognised as expenses at the undiscounted amounts in the Statement of Profit and Loss of the period in which the related service is rendered. Expenses on non-accumulating compensated absences is recognised in the period in which the absences occur.

e Termination benefits

Termination benefits are recognised as an expense as and when incurred.

viii Cash and Cash Equivalents

Cash and cash equivalents in the Balance Sheet comprises of cash at banks and on hand, which are subject to an insignificant risk of changes in value.

ix Borrowing Costs

Borrowing costs consist of interest and other costs that the Company incurs in connection with the borrowing of funds. Also, the EIR amortisation is included in finance costs.

Borrowing costs relating to acquisition, construction or production of a qualifying asset which takes substantial period of time to get ready for its intended use are added to the cost of such asset to the extent they relate to the period till such assets are ready to be put to use. All other borrowing costs are expensed in the Statement of Profit and Loss in the period in which they occur.

Accompanying notes to the financial statement for the Year ended March 31, 2022

x Foreign Exchange Translation and Accounting of Foreign Exchange Transaction

a Initial Recognition

Foreign currency transactions are initially recorded in the reporting currency, by applying to the foreign currency amount the exchange rate between the reporting currency and the foreign currency at the date of the transaction. However, for practical reasons, the Company uses a monthly average rate if the average rate approximate the actual rate at the date of the transactions.

b Conversion

Monetary assets and liabilities denominated in foreign currencies are reported using the closing rate at the reporting date. Non-monetary items which are carried in terms of historical cost denominated in a foreign currency are reported using the exchange rate at the date of the transaction.

c Treatment of Exchange Difference

Exchange differences arising on settlement/ restatement of short-term foreign currency monetary assets and liabilities of the Company are recognised as income or expense in the Statement of Profit and Loss except those arising from investment in Non Integral operations.

xi Revenue Recognition

- a) Revenue from contracts with customers is recognized on transfer of control of promised goods or services to a customer at an amount that reflects the consideration to which the Company is expected to be entitled to in exchange for those goods or services.

Revenue towards satisfaction of a performance obligation is measured at the amount of transaction price (net of variable consideration) allocated to that performance obligation. The transaction price of goods sold and services rendered is net of variable consideration on account of various discounts and schemes offered by the Company as part of the contract. This variable consideration is estimated based on the expected value of outflow. Revenue (net of variable consideration) is recognized only to the extent that it is highly probable that the amount will not be subject to significant reversal when uncertainty relating to its recognition is resolved.

- b) Revenue from sales of goods is recognized net of rebates and discounts on transfer of significant risks and rewards of ownership to the buyer. Sales of goods are recognized gross of excise duty but net of Sales Tax and Value Added Tax. From July '17 onwards, Sales are considered net of Goods and Services Tax.
- c) Interest is recognised on a time proportion basis taking in to account the amount outstanding and the rate applicable.
- d) Dividend income is recognised when right to receive the same is established.

xii Income Tax

Income tax comprises of current and deferred income tax. Income tax is recognised as an expense or income in the Statement of Profit and Loss, except to the extent it relates to items directly recognised in equity or in OCI.

a Current Income Tax

Current income tax is recognised based on the estimated tax liability computed after taking credit for allowances and exemptions in accordance with the Income Tax Act, 1961. Current income tax assets and liabilities are measured at the amount expected to be recovered from or paid to the taxation authorities. The tax rates and tax laws used to compute the amount are those that are enacted or substantively enacted, at the reporting date.

b Deferred Income Tax

Deferred tax is determined by applying the Balance Sheet approach. Deferred tax assets and liabilities are recognised for all deductible temporary differences between the financial statements' carrying amount of existing assets and liabilities and their respective tax base. Deferred tax assets and liabilities are measured using the enacted tax rates or tax rates that are substantively enacted at the Balance Sheet date. The effect on deferred tax assets and liabilities of a change in tax rates is recognised in the period that includes the enactment date. Deferred tax assets are only recognised to the extent that it is probable that future taxable profits will be available against which the temporary differences can be utilised. Such assets are reviewed at each Balance Sheet date to reassess realisation.

Accompanying notes to the financial statement for the Year ended March 31, 2022

Deferred tax assets and liabilities are offset when there is a legally enforceable right to offset. Current tax assets and tax liabilities are offset where the entity has a legally enforceable right to offset and intends either to settle on a net basis, or to realise the asset and settle the liability simultaneously.

Minimum Alternative Tax ("MAT") credit is recognised as an asset only when and to the extent it is probable that the Company will pay normal income tax during the specified period.

xiii Impairment of Non-Financial Assets

As at each Balance Sheet date, the Company assesses whether there is an indication that a non-financial asset may be impaired and also whether there is an indication of reversal of impairment loss recognised in the previous periods. If any indication exists, or when annual impairment testing for an asset is required, the Company determines the recoverable amount and impairment loss is recognised when the carrying amount of an asset exceeds its recoverable amount.

Recoverable amount is determined:

- In case of an individual asset, at the higher of the assets' fair value less cost to sell and value in use; and
- In case of cash generating unit (a group of assets that generates identified, independent cash flows), at the higher of cash generating unit's fair value less cost to sell and value in use.

In assessing value in use, the estimated future cash flows are discounted to their present value using pre-tax discount rate that reflects current market assessments of the time value of money and risk specified to the asset. In determining fair value less cost to sell, recent market transaction are taken into account. If no such transaction can be identified, an appropriate valuation model is used.

Impairment losses of continuing operations, including impairment on inventories, are recognised in the Statement of Profit and Loss, except for properties previously revalued with the revaluation taken to OCI. For such properties, the impairment is recognised in OCI up to the amount of any previous revaluation.

When the Company considers that there are no realistic prospects of recovery of the asset, the relevant amounts are written off. If the amount of impairment loss subsequently decreases and the decrease can be related objectively to an event occurring after the impairment was recognised, then the previously recognised impairment loss is reversed through the Statement of Profit and Loss.

xiv Trade receivables

A receivable is classified as a 'trade receivable' if it is in respect of the amount due on account of goods sold or services rendered in the normal course of business. Trade receivables are recognised initially at fair value and subsequently measured at amortised cost using the EIR method, less provision for impairment.

xv Trade payables

A payable is classified as a 'trade payable' if it is in respect of the amount due on account of goods purchased or services received in the normal course of business. These amounts represent liabilities for goods and services provided to the Company prior to the end of the financial year which are unpaid. These amounts are unsecured and are usually settled as per the payment terms stated in the contract. Trade and other payables are presented as current liabilities unless payment is not due within 12 months after the reporting period. They are recognised initially at their fair value and subsequently measured at amortised cost using the EIR method.

xvi Inventories

Inventories are valued as follows:

- Finished Goods are valued at lower of cost or net realisable value.
- Raw Material are valued at lower of cost or net realisable value.
- Packing Materials are valued at cost or net realisable value.
- Work in process is valued at lower of cost or net realisable value.
- Stock in trade is valued at a lower of cost or net realizable value.

Cost is arrived at on weighted average cost method.

Accompanying notes to the financial statement for the Year ended March 31, 2022

xvii Leases

Company as a lessee

The Company's lease asset classes primarily consist of leases for land and buildings. The Company assesses whether a contract contains a lease, at inception of a contract. A contract is, or contains, a lease if the contract conveys the right to control the use of an identified asset for a period of time in exchange for consideration. To assess whether a contract conveys the right to control the use of an identified asset, the Company assesses whether: (i) the contract involves the use of an identified asset (ii) the Company has substantially all of the economic benefits from use of the asset through the period of the lease and (iii) the Company has the right to direct the use of the asset.

The lease liability is initially measured at amortized cost at the present value of the future lease payments. The lease payments are discounted using the interest rate implicit in the lease or, if not readily determinable, using the incremental borrowing rates in the country of domicile of these leases. Lease liabilities are remeasured with a corresponding adjustment to the related right of use asset if the Company changes its assessment of whether it will exercise an extension or a termination option.

Lease liability and ROU asset have been separately presented in the Balance Sheet and lease payments have been classified as financing cash flows.

Company as a lessor

Leases for which the Company is a lessor is classified as a finance or operating lease. Whenever the terms of the lease transfer substantially all the risks and rewards of ownership to the lessee, the contract is classified as a finance lease. All other leases are classified as operating leases.

When the Company is an intermediate lessor, it accounts for its interests in the head lease and the sublease separately. The sublease is classified as a finance or operating lease by reference to the right-of-use asset arising from the head lease.

For operating leases, rental income is recognized on a straight line basis over the term of the relevant lease.

xviii Earnings Per Share

Basic earnings per share is computed by dividing the net profit or loss for the period attributable to the equity shareholders of the Company by the weighted average number of equity shares outstanding during the period. The weighted average number of equity shares outstanding during the period and for all periods presented is adjusted for events, such as bonus shares, other than the conversion of potential equity shares, that have changed the number of equity shares outstanding, without a corresponding change in resources.

Diluted earnings per share is computed by dividing the net profit or loss for the period attributable to the equity shareholders of the Company and weighted average number of equity shares considered for deriving basic earnings per equity share and also the weighted average number of equity shares that could have been issued upon conversion of all dilutive potential equity shares. The dilutive potential equity shares are adjusted for the proceeds receivable had the equity shares been actually issued at fair value (i.e. the average market value of the outstanding equity shares).

xix Provisions, Contingent Liabilities and Contingent Assets

A provision is recognised when the Company has a present obligation (legal or constructive) as a result of past events and it is probable that an outflow of resources embodying economic benefits will be required to settle the obligation, in respect of which a reliable estimate can be made of the amount of obligation. Provisions (excluding gratuity and compensated absences) are determined based on management's estimate required to settle the obligation at the Balance Sheet date. In case the time value of money is material, provisions are discounted using a current pre-tax rate that reflects the risks specific to the liability. When discounting is used, the increase in the provision due to the passage of time is recognised as a finance cost. These are reviewed at each Balance Sheet date and adjusted to reflect the current management estimates.

Contingent liabilities are disclosed in respect of possible obligations that arise from past events, whose existence would be confirmed by the occurrence or non-occurrence of one or more uncertain future events not wholly within the control of the Company. A contingent liability also arises, in rare cases, where a liability cannot be recognised because it cannot be measured reliably.

xx Share Issue Expenses

Share issue expenses are adjusted against the Securities Premium Account as permissible under Section 52(2) of the Companies Act, 2013, to the extent balance is available for utilization in the Securities Premium Account.

Accompanying notes to the financial statement for the Year ended March 31, 2022**xxi Rounding of amounts**

All amounts disclosed in the financials statements and notes have been rounded off to the nearest lakhs as per the requirement of Schedule III.

xxii Business Combination Involving Entities Under Common Control

A business combination involving entities or businesses under common control is a business combination in which all of the combining entities or businesses are ultimately controlled by the same party or parties both before and after the business combination and the control is not transitory.

Business Combination involving entities or businesses under common control shall be accounted for using the pooling of interest method based on the predecessor values retrospectively for all periods presented.

The pooling of interest method is considered to involve the following:

- (a) The assets and liabilities of the combining entities are reflected at their carrying amounts.
- (b) No adjustments are made to reflect fair values, or recognise any new assets or liabilities. The only adjustments that are made are to harmonies accounting policies and tax adjustments if any.
- (c) The components of other equity of the acquired companies are added to the same components within other equity except that any share capital and investments in the books of the acquiring entity is cancelled and the differences, if any, is adjusted in the opening retained earnings.
- (d) The financial information in the financial statements in respect of prior periods are restated as if the business combination had occurred from the beginning of the preceding period in the financial statements, irrespective of the actual date of the combination. However, if business combination had occurred after that date, the prior period information shall be restated only from that date.

Accompanying notes to the financial statement for the Year ended March 31, 2022

Particulars	Rs. (in Lakhs)												
	Land	Factory Building	Office Building	Plant and Machinery	Lab Equipments	Electrical Installations	Furniture & Fixtures	Vehicles	Office Equipment	Computer	Leasehold Improvement	Server	Total
Year ended March 31, 2021													
Gross carrying value													
Balance as at 1 April, 2020	1,740.69	4,405.25	297.41	5,680.79	10.13	470.04	146.96	225.32	68.52	38.20	11.05	42.94	13,137.29
Additions	-	-	-	35.06	1.03	-	0.20	-	2.98	5.25	-	-	44.52
Disposals / adjustments	-	-	-	(0.50)	-	-	-	-	-	-	(11.05)	-	(11.55)
Less: Transferred to Non current Assets held for sale	-	-	(275.43)	-	-	-	-	-	-	-	-	-	(275.43)
Less: Transfer in slump sales	(1,589.44)	(4,155.24)	(21.98)	(4,586.48)	-	(450.95)	(110.13)	(14.81)	(20.66)	(28.66)	-	(42.94)	(11,001.29)
Balance as at 31 March 2021	151.25	250.01	-	1,148.88	11.16	19.09	37.02	210.50	50.84	14.79	-	-	1,893.55
Accumulated depreciation													
Balance as at 1 April, 2020	-	472.62	19.83	1,040.69	5.82	144.12	50.99	89.33	39.66	31.05	3.51	21.97	1,919.59
Depreciation charge during the year	-	150.52	5.04	378.23	0.73	47.01	15.40	54.07	8.80	6.39	2.21	7.15	673.56
Deletions / Adjustments	-	-	-	(0.23)	-	-	-	-	-	-	(5.72)	-	(5.95)
Less: Transferred to Non current Assets held for sale	-	-	(23.37)	-	-	-	-	-	-	-	-	-	(23.37)
Less: Transfer in slump sales	(563.43)	(1.49)	(1,237.12)	-	(183.18)	(42.88)	(10.50)	(16.54)	(28.48)	(29.13)	-	-	(2,112.76)
Balance as at 31 March 2021	59.71	190.30	-	179.57	6.56	7.95	23.51	132.90	31.91	8.96	-	-	451.07
Net Carrying Amount as at March, 31, 2021	151.25	190.30	-	969.30	4.60	11.14	13.51	77.60	18.93	5.83	-	-	1,442.48
Year ended March 31, 2022													
Gross carrying value													
Balance as at 1 April 2021	151.25	250.01	-	1,148.88	11.16	19.09	37.02	210.50	50.84	14.79	-	-	1,893.55
Additions	-	-	-	54.78	0.30	0.06	0.77	-	4.51	4.36	-	-	64.78
Disposals / adjustments	-	-	-	(7.74)	-	-	(25.75)	-	(0.73)	-	-	-	(34.22)
Balance as at 31 March 2022	151.25	250.01	-	1,195.91	11.46	19.15	12.04	210.50	54.62	19.16	-	-	1,992.55
Accumulated depreciation													
Balance as at 1 April 2021	-	59.71	-	179.57	6.56	7.95	23.51	132.90	31.91	8.96	-	-	451.07
Depreciation charge during the year	-	12.03	-	79.33	0.74	1.81	1.12	24.07	2.06	2.96	-	-	124.12
Deletions / Adjustments	-	-	-	(5.86)	-	-	(16.04)	-	(0.73)	-	-	-	(22.63)
Balance as at 31 March 2022	71.74	178.28	-	253.04	7.29	9.76	8.58	156.97	33.24	11.92	-	-	552.56
Net Carrying Amount as at March 31, 2022	151.25	178.28	-	942.87	4.17	9.38	3.45	53.53	21.38	7.23	-	-	1,371.55

Accompanying notes to the financial statement for the Year ended March 31, 2022

Note 3B : Capital work in progress

Particulars	Rs. (in Lakhs) Amount
Year ended March 31, 2021	
Gross carrying value as on April 1, 2020	-
Additions	-
Capitalised during the year	-
Gross carrying value as on March 31, 2021	-
Year ended March 31, 2022	
Gross carrying value as of April 1, 2021	-
Additions	112.10
Capitalised during the year	-
Gross carrying value as on March 31, 2022	112.10

CWIP ageing schedule as on 31st March 2022:

Capital-Work-in Progress	Less than 1 year	1-2 years	2-3 years	More than 3 years	Total
Projects in progress	112.10	-	-	-	112.10
Projects temporarily suspended	-	-	-	-	-
Total	112.10	-	-	-	112.10

Note 3C : Right to use of Assets

Particulars	Office Premises	Total
Year ended March 31, 2021		
Gross Carrying Amount		
Balance as at April, 1, 2020	91.32	91.32
Transition impact on account of adoption of IND AS 116	-	-
Additions	(91.32)	(91.32)
Disposals	-	-
Balance as at March 31, 2021	-	-
Accumulated Depreciation		
Balance as at April, 1, 2020	23.84	23.84
Depreciation charge during the year	23.77	23.77
Disposals	(47.61)	(47.61)
Balance as at March 31, 2021	-	-
Net Carrying Amount as at March 31, 2021	-	-
Year ended March 31, 2022		
Gross Carrying Amount		
Balance as at April, 1, 2021	-	-
Additions	112.49	112.49
Balance as at March 31, 2022	112.49	112.49
Accumulated Depreciation		
Balance as at April, 1, 2021	-	-
Depreciation charge during the year	6.46	6.46
Balance as at March 31, 2022	6.46	6.46
Balance as at March 31, 2022	106.03	106.03

Accompanying notes to the financial statement for the Year ended March 31, 2022
Note 3D : Intangible Assets

Particulars	Rs. (in Lakhs)		
	Software	Dossiers evaluation & Product license	Total
Year ended 31 March 2021			
Gross carrying value			
Balance as at 1 April, 2020	12.00	10.25	22.25
Additions	0.11	48.60	48.71
Less : Transfer in Slump sales	-	(0.60)	(0.60)
Balance as at 31 March 2021	12.11	58.25	70.36
Accumulated Amortisation			
Balance as at 1 April, 2020	4.06	1.15	5.21
Amortisation charge for the year	2.40	9.56	11.95
Less : Transfer in Slump sales	-	(0.19)	(0.19)
Balance as at 31 March 2021	6.46	10.52	16.98
Amount as at 31 March 2021	5.65	47.74	53.39
Year ended 31 March 2022			
Gross carrying value			
Balance as at 1 April, 2021	12.11	58.25	70.36
Additions	-	-	-
Disposal/Discard	-	-	-
Balance as at 31 March 2022	12.11	58.25	70.36
Accumulated Amortisation			
Balance as at 1 April, 2021	6.46	10.52	16.98
Amortisation charge for the year	3.14	14.17	17.31
Balance as at 31 March 2022	9.60	24.68	34.28
Amount as at 31 March 2022	2.51	33.57	36.08

Note 3E : Intangible asset under development

Particulars	Amount
Year Ended 31st March 2021	
Gross carrying value	
Balance as at 1 April, 2020	10.99
Additions	4.01
Less : Transferred to slump sales	12.85
Balance as at 31 March 2021	2.15
Accumulated Depreciation	
Balance as at 1 April, 2020	-
Additions	-
Balance as at 31 March 2021	-
Amount as at 31 March 2021	2.15
Year Ended 31st March 2022	
Gross carrying value	
Balance as at 1 April, 2021	2.15
Additions	-
Less : Deletion	2.15
Balance as at 31 March 2022	-
Accumulated Depreciation	
Additions	-
Balance as at 31 March 2022	-
Closing Net Carrying Amount as at 31 March 2022	-

Accompanying notes to the financial statement for the Year ended March 31, 2022

Rs. (in Lakhs)

Intangible asset under development ageing schedule as on 31st March 2021

Particulars	Less than 1 year	1-2 years	2-3 years	More than 3 years	Total
Projects in progress	2.15	-	-	-	2.15
Projects temporarily suspended	-	-	-	-	-
Total	2.15	-	-	-	2.15

Note 4 : Investments

Particulars	As at 31 March 2022	As at 31 March 2021
I. Investments carried at cost (Unquoted)		
Investment in equity shares		
i) Investment in Subsidiary	4,661.56	4,661.56
Add : Other Equity Investment in Subsidiary (Guarantee Obligations)	16.19	16.19
ii) Investment in Associate	0.80	0.80
II. Investments valued at FVTPL (Unquoted)		
In other companies	5.80	2.00
Total non-current investments	4,684.35	4,680.54

Note 4.1 Detailed list of non-current investments

Face value of Rs. 10 each, unless otherwise stated

Particulars	As at 31 March 2022		As at 31 March 2021	
	Nos	Rs. in lakhs	Nos	Rs. in lakhs
I. Investments carried at cost (Unquoted)				
Investment in equity shares				
i) Investment in Subsidiary				
Brooks Steriscience Limited	1.10	4,661.56	0.50	5.00
Shares pending allotment against the slump sale	-	-	-	4,656.56
Add : Other Equity Investment in Subsidiary (Guarantee Obligations)	-	16.19	-	16.19
ii) Investment in Associate				
Steribrooks Penems Private Limited	0.08	0.80	0.08	0.80
II. Investments valued at FVTPL (Unquoted)				
i) Investment in other companies				
Shivalik Solid Waste Management Limited	0.20	5.80	0.20	2.00
Total non-current investments	1.38	4,684.34	0.78	4,680.54

Particular	As at 31 March 2022	As at 31 March 2021
Aggregate of non-current investments:		
Book value of investments (net of impairment allowance)	4,684.35	4,680.54
Investments carried at deemed cost	4,678.54	4,678.54
Investments carried at fair value through profit and loss	5.80	2.00

Accompanying notes to the financial statement for the Year ended March 31, 2022

Rs. (in Lakhs)

Note 5 : Security Deposits

(Unsecured, Considered Good)

Particular	As at 31 March 2022	As at 31 March 2021
Security Deposits	118.67	135.83
Less : ECL provision	(36.92)	(33.75)
	81.77	102.08

Note 6 : Other financial assets

(Unsecured, Considered Good)

Particular	As at 31 March 2022	As at 31 March 2021
Fixed Deposits	21.95	30.76
	21.95	30.76

Note 7 : Income Tax Assets (net)
(a) Amounts recognised in Statement of Profit and Loss

Particulars	As at 31 March 2022	As at 31 March 2021
Current tax expense (A)		
Current year	-	-
Short/(Excess) provision of earlier years	-	715.22
Deferred tax expense (B)		
Origination and reversal of temporary differences	-	-
Tax expense recognised in the income statement (A+B)	-	715.22

(b) Amounts recognised in other comprehensive income

Particulars	As at 31 March 2022			As at March 31, 2021		
	Before tax	Tax (expense) benefit	Net of tax	Before tax	Tax (expense) benefit	Net of tax
Items that will not be reclassified to profit or loss						
Remeasurements of the defined benefit plans	8.85	-	8.85	10.79	-	10.79
Gain on remeasuring FVTPL financial assets	3.81	-	3.81	-	-	-
	12.66	-	12.66	10.79	-	10.79

(c) Reconciliation of effective tax rate

Particulars	Year ended 31 March 2022	Year ended 31 March 2021
Profit before tax	66.60	(843.53)
Tax using the Company's domestic tax rate (Current year 25.17% and Previous Year 25.17%)	16.76	(212.32)
Tax effect of :		
Effect of expenses that is non-deductible in determining taxable profit	119.12	(0.36)
Effect of utilization of brought forward losses of earlier years	(135.88)	-
Effect of current year losses for which deferred tax asset is recognised	-	212.67
Tax expense as per Statement of Profit & Loss	(A) -	-
Effective tax rate	0.00%	-
Tax of earlier years	-	715.22
	(B) -	715.22
Total Tax expense as per Statement of Profit & Loss	(A) + (B) -	715.22

Accompanying notes to the financial statement for the Year ended March 31, 2022

Rs. (in Lakhs)

(d) Income tax assets (net)

Particular	As at 31 March 2022	As at 31 March 2021
Advance income tax and TDS(Net of Provisions)	54.14	27.80
Income Tax paid against dispute	173.90	173.90
Total income tax assets (Net)	228.04	201.70

Note 8 : Deferred tax assets (net)

Particular	As at 31 March 2022	As at 31 March 2021
Deferred income tax liabilities		
Excess of net block of fixed assets as per books over net block for tax	(118.68)	(82.68)
Indexed Cost of Land	(25.90)	(74.77)
Deferred tax liabilities	(144.58)	(157.45)
Deferred income tax asset		
Provision for employee benefits	60.10	48.56
Provision for expected credit loss on trade receivables	110.97	83.12
Unabsorbed depreciation	1,453.84	1,385.26
Deferred tax assets	1,624.92	1,516.95
Deferred tax assets recognised to the extent of deferred tax liability	144.58	157.45
Deferred tax assets (net)	-	-

Note: The company has incurred losses during the previous periods. Therefore in view of present uncertainty regarding generation of sufficient future taxable income, the Company has recognised deferred tax assets on unabsorbed depreciation / losses to the extent of liabilities at the year end on the prudent basis as per Ind AS 12 on 'Income Taxes'.

Note 9 : Other Non Current Assets

(Unsecured)

Particular	As at 31 March 2022	As at 31 March 2021
Capital advances		
- considered doubtful	18.65	18.65
Less : Provision for capital advances	(18.65)	(18.65)
	-	-

Note 10 : Inventories

(Valued at lower of cost or net realisable value)

Particular	As at 31 March 2022	As at 31 March 2021
Work-in-progress	232.50	147.64
Finished goods	475.10	308.22
Consumable Stock	3.24	8.57
Stock in Trade	54.35	13.54
Raw materials	392.93	456.45
Packing materials	500.64	303.45
	1,658.76	1,237.87

Accompanying notes to the financial statement for the Year ended March 31, 2022

Rs. (in Lakhs)

Note 11 : Trade receivables

(Unsecured)

Particular	As at 31 March 2022	As at 31 March 2021
Trade receivables		
Unsecured		
- considered good	1,517.85	938.55
- Undisputed having significant increase in credit risk	319.75	268.36
- Undisputed credit impaired	0.22	42.21
- Disputed having significant increase in credit risk	51.05	5.62
	1,888.86	1,254.74
Less: Provision for expected credit loss	(385.37)	(295.67)
	1,503.49	959.07

Trade Receivables ageing schedule

As at March 31, 2022

Particulars	Outstanding for following periods from due date of payment					Total
	Less than 6 months	6 months - 1 year	1 - 2 years	2 - 3 years	More than 3 years	
(i) Undisputed Trade receivables - considered good	1,416.04	101.81	-	-	-	1,517.85
(ii) Undisputed Trade receivables - which have significant increase in credit risk	-	4.03	20.31	18.36	277.05	319.75
(iii) Undisputed Trade receivables - credit impaired	-	-	-	-	0.22	0.22
(iv) Disputed Trade receivables - considered good	-	-	-	-	-	-
(v) Disputed Trade receivables - which have significant increase in credit risk	-	0.00	10.54	39.97	0.54	51.05
(vi) Disputed Trade receivables - credit impaired	-	-	-	-	-	-
Unbilled Dues	-	-	-	-	-	-
Less: Provision for expected credit loss	-	-	-	-	-	(385.37)
	1,416.04	105.84	30.85	58.33	277.80	1,503.49

Trade Receivables ageing schedule

As at March 31, 2021

Particulars	Outstanding for following periods from due date of payment					Total
	Less than 6 months	6 months - 1 year	1 - 2 years	2 - 3 years	More than 3 years	
(i) Undisputed Trade receivables - considered good	840.69	33.28	62.59	1.21	0.78	938.55
(ii) Undisputed Trade receivables - which have significant increase in credit risk	1.13	-	8.17	1.96	257.10	268.36
(iii) Undisputed Trade receivables - credit impaired	6.90	9.95	5.67	19.67	0.02	42.21
(iv) Disputed Trade receivables - considered good	1.34	2.07	1.03	-	1.19	5.62
(v) Disputed Trade receivables - which have significant increase in credit risk	-	-	-	-	-	-
(vi) Disputed Trade receivables - credit impaired	-	-	-	-	-	-
Unbilled Dues	-	-	-	-	-	-
Less: Provision for expected credit loss	-	-	-	-	-	(295.67)
	850.05	45.30	77.46	22.84	259.09	959.07

Accompanying notes to the financial statement for the Year ended March 31, 2022

Rs. (in Lakhs)

Trade Receivable stated above include:

Particulars	As at 31 March 2022	As at 31 March 2021
Subsidiary Company	-	14.66
Associate Company	-	350.02

Movement in expected credit loss allowance of trade receivable

Particulars	As at 31 March 2022	As at 31 March 2021
Balance at the beginning of the year	295.67	293.80
Additions during the year	89.70	1.86
Balance at the end of the year	385.37	295.67

Note 12 : Cash and cash equivalents

Particulars	As at 31 March 2022	As at 31 March 2021
Balances with banks		
- Current accounts in Indian rupees	4.60	0.82
- Current accounts in Foreign currency	0.02	0.62
Cash on hand	3.76	4.93
	8.38	6.37

Note 13 : Bank balances other than cash and cash equivalents

Particular	As at 31 March 2022	As at 31 March 2021
Earmarked balances with banks for:		
Margin money deposits with original maturity of more than 3 months and remaining maturities of less than 12 months *	121.22	112.76
Less : Fixed deposits with original maturity of more than one year	(21.96)	(30.75)
	99.26	81.99

* includes Rs.121.22 lacs (31 March 2021: Rs. 112.76 lacs) pledged with bank as margin against bank guarantee.

Note 14 : Other financial assets

(Unsecured)

Particular	As at 31 March 2022	As at 31 March 2021
Accrued Interest on Fixed deposit	3.41	2.20
Export Incentive Receivables	27.12	2.70
Refund receivable from Government Authorities	103.35	38.78
	133.88	43.68

Accompanying notes to the financial statement for the Year ended March 31, 2022

Rs. (in Lakhs)

Note 15 : Other current assets

(Unsecured, Considered Good)

Particular	As at	As at
	31 March 2022	31 March 2021
Advance to suppliers	33.01	42.49
Balances with government authorities	259.60	145.76
Prepaid expenses	7.13	16.76
Others	0.01	0.45
	299.75	205.46

Note 16 : Non current asset held for sale

Particular	As at	As at
	31 March 2022	31 March 2021
Non current asset held for sale	-	252.06
	-	252.06

Note 17 : Equity Share capital

Particulars	As at	As at
	31 March 2022	31 March 2021
Authorised share capital		
25,000,000 Equity Shares of Rs.10/- each	2,500.00	2,500.00
Total authorised share capital	2,500.00	2,500.00

Issued, subscribed and paid-up equity share capital:

2,47,02,812 Equity shares of Rs. 10/- each	2,470.28	2,470.28
Total issued, subscribed and paid-up equity share capital	2,470.28	2,470.28

Reconciliation of the equity shares outstanding at the beginning and at the end of the reporting year

Particulars	Number	Amount
As at 1 April 2020	247.03	2,470.28
Issued during the year	-	-
As at 31 March 2021	247.03	2,470.28
Issued during the year	-	-
As at 31 March 2022	247.03	2,470.28

Terms/rights attached to equity shares:

- (i) The company has only one class of equity shares having a par value of Rs. 10 per share. Each holder of equity shares is entitled to one vote per share.
- (ii) In the event of liquidation of the company, the holders of equity shares will be entitled to receive remaining assets of the company, after distribution of all preferential amounts, if any. The distribution will be in proportion to the number of equity shares held by the shareholders.

Shareholding of more than 5%:

Name of the Shareholder	As at March 31, 2022		As at March 31, 2021	
	No. of shares	% held	No. of shares	% held
Atul Ranchal	62.63	25.35%	62.63	25.35%
Rajesh Mahajan	51.14	20.70%	51.14	20.70%

Accompanying notes to the financial statement for the Year ended March 31, 2022

Rs. (in Lakhs)

Shares held by promoters at the end of the year :

Name of the Promoter	As at 31 March 2022		Percentage change during the period	As at 31 March 2021		Percentage change during the period
	Number	Percentage of total shares		Number	Percentage of total shares	
Atul Ranchal	62.63	25.35%	-	62.63	25.35%	-
Rajesh Mahajan	51.14	20.70%	-	51.14	20.70%	-
Total	113.77	46.06%		113.77	46.06%	

Note 18 : Other Equity

Particulars	As at 31 March 2022	As at 31 March 2021
Securities premium reserve	6,800.03	6,800.03
Retained earnings	(2,812.08)	(2,878.67)
Items of Other Comprehensive Income	42.06	29.40
	4,030.01	3,950.76

Nature and purpose of reserves
Securities premium reserve

The amount received in excess of face value of the equity shares is recognised in Securities Premium Reserve.

Retained earnings

Retained earnings are the profits that the Company has earned till date, less any transfers to general reserve, dividends or other distributions paid to shareholders, if any.

Remeasurements of Net Defined Benefit Plans:

Differences between the interest income on plan assets and the return actually achieved, and any changes in the liabilities over the year due to changes in actuarial assumptions or experience adjustments within the plans, are recognised in 'Other comprehensive income' and subsequently not reclassified to the Statement of Profit and Loss.

Note 19 : Borrowings

Particulars	As at 31 March 2022	As at 31 March 2021
Secured		
Term loan from bank	-	147.80
Less: Current Maturities of Long Term debts	-	(14.77)
	-	133.03
Hire Purchase Loans		
From Banks	1.06	10.12
Less: Current Maturities of Long Term debts	(1.06)	(9.06)
	-	1.06
Total non-current borrowings	-	134.09

Nature of security and terms of repayment :
Term loan from bank

Rs Nil (PY Rs.147.80 lacs). The loan is secured by existing and future current assets and moveable fixed assets at Baddi unit and collaterally secured by equitable mortgage of land and building at Baddi unit and Mumbai unit. The loan from Indian bank carries interest @ 8%(K_EBLR + 1.00%) . Same has been fully repaid in current year

Accompanying notes to the financial statement for the Year ended March 31, 2022

Rs. (in Lakhs)

From Others

Rs. 1.06 lacs (PY Rs. 10.12 lacs) Hire Purchase Loan from Kotak Mahindra Prime Ltd. The loan is secured by hypothecation of vehicles financed. Hire purchase loans from Kotak Mahindra Prime Ltd carries interest @ 10.67% p.a. The loan is repayable in 60 equal monthly instalments starting from June, 2016.

Note 20 : Lease Liabilities

Particulars	As at 31 March 2022	As at 31 March 2021
Lease Liabilities	84.87	-
	84.87	-

Note 21 : Other financial liabilities

Particulars	As at 31 March 2022	As at 31 March 2021
Guarantee Liability	8.90	11.12
Consignee sales agents deposits	40.00	10.00
	48.90	21.12

Note 22 : Provisions

Particulars	As at 31 March 2022	As at 31 March 2021
Provision for employee benefits		
- Gratuity	105.75	101.56
- Leave entitlement and compensated absences	59.11	52.92
	164.86	154.48

Note 23 : Borrowings

Particulars	As at 31 March 2022	As at 31 March 2021
Secured		
Cash Credit from banks	491.23	681.99
Current maturities of long term borrowings	1.06	23.83
	492.29	705.82

Secured loans from Banks includes :

Cash Credit facility from Kotak Mahindra Bank amounting to Rs. 491.23 lacs (PY Rs. 681.99 lacs) is secured by 1st Hypothecation charge on Stocks, Receivable & all current assets and collaterally secured by Equitable Mortgage of Industrial Property at Baddi & Corporate office, Mumbai. It is further secured by Personal Guarantee of Directors of the Company. It carries interest @ (KMBR as on date 9.50%) + 1% with a minimum of 10.5%.

Accompanying notes to the financial statement for the Year ended March 31, 2022

The following is the summary of the differences between Current Assets declared with the Bank and as per Audited financial statements:

					Rs. (in Lakhs)
Name of Bank	Quarter	Particulars of Security	Amount as per Books	Amount reported in Quarterly return	Amount of difference
Kotak Mahindra Bank	Q1	Inventory	2,083.25	1,439.70	643.55
		Trade receivables	1,677.47	1,673.39	4.08
		Trade payables	1,981.01	1,469.78	511.23
	Q2	Inventory	1,522.16	1,031.55	490.61
		Trade receivables	1,804.89	1,449.21	355.68
		Trade payables	1,608.73	971.14	637.60
	Q3	Inventory	1,846.33	1,390.43	455.90
		Trade receivables	1,637.04	1,532.75	104.29
		Trade payables	2,290.94	1,835.98	454.96

Name of Bank	Quarter	Particulars of Security	Amount as per Books	Amount reported in Quarterly return	Amount of difference
Kotak Mahindra Bank	Q4	Inventory	1,658.76	1,348.39	310.36
		Trade receivables	1,653.17	1,413.90	239.27
		Trade payables	2,332.97	1,709.53	623.44

Note:- The above differences are because the Company has only submitted the details in relation to inventory, trade receivables and trade payables pertaining to Baddi unit with the bank. Inventory, trade receivables and trade payables pertaining to Loan licence and other trading location not considered in quarterly return.

Note 24 : Lease Liabilities

Particulars	As at 31 March 2022	As at 31 March 2021
Lease Liabilities	19.70	-
	19.70	-

Note 25 : Trade payables

Particulars	As at 31 March 2022	As at 31 March 2021
- Total outstanding dues of Micro Enterprises and Small Enterprises	1,447.17	316.22
- Total outstanding dues of creditors	1,127.53	1,022.38
	2,574.70	1,338.60

The Company has amounts due to micro and small suppliers registered under the Micro, Small and Medium Enterprises Development Act 2006 (MSMED Act).

Accompanying notes to the financial statement for the Year ended March 31, 2022

Rs. (in Lakhs)

The disclosure pursuant to the said Act is as under:

Particulars	As at 31 March 2022	As at 31 March 2021
Principal amount due to suppliers under MSMED Act	1,447.17	316.22
Interest accrued and due to suppliers under MSMED Act on the above amount	-	-
Payment made to suppliers (other than interest) beyond appointed day during the year	-	-
Interest paid to suppliers under MSMED Act	-	-
Interest due and payable to suppliers under MSMED Act towards payments already made	-	-
Interest accrued and remaining unpaid at the end of the accounting year	-	-
The amount of further interest remaining due and payable even in the succeeding years, until such date when the interest dues as above are actually paid to the small enterprise for the purpose of disallowance as a deductible expenditure under section 23 of the MSMED Act.	-	-

Note: Interest paid or payable by the company on the aforesaid principal amount has been waived by the concerned suppliers

Trade Payables ageing schedule
As at March 31, 2022

Particulars	Outstanding for following periods				Total
	Less than 1 year	1 - 2 years	2 - 3 years	More than 3 years	
(i) Micro and Small Enterprises	1,435.86	1.98	-	-	1,437.84
(ii) Others	970.25	12.01	110.34	-	1,092.61
(iii) Disputed Dues - Micro and Small Enterprises	-	-	-	-	-
(iv) Disputed Dues - Others	-	-	-	-	-
Unbilled Dues	44.25	-	-	-	44.25
	2,450.36	14.00	110.34	-	2,574.70

As at March 31, 2021

Particulars	Outstanding for following periods				Total
	Less than 1 year	1 - 2 years	2 - 3 years	More than 3 years	
(i) Micro and Small Enterprises	315.62	0.60	-	-	316.22
(ii) Others	803.83	37.89	108.23	-	949.95
(iii) Disputed Dues - Micro and Small Enterprises	-	-	-	-	-
(iv) Disputed Dues - Others	-	-	-	-	-
Unbilled Dues	72.44	-	-	-	72.44
	1,191.88	38.49	108.23	-	1,338.60

Note 26 : Other financial liabilities

Particulars	As at 31 March 2022	As at 31 March 2021
Interest accrued and due on borrowings	1.87	1.49
Salary & wages payable	100.80	106.03
Payable for capital goods	12.21	-
Duties & taxes payable	27.65	202.76
Guarantee liability	3.10	3.85
Consignee sales agents deposits	10.00	21.96
Other payables	12.26	-
	167.89	336.08

Accompanying notes to the financial statement for the Year ended March 31, 2022

Rs. (in Lakhs)

Note 27 : Other liabilities

Particulars	As at 31 March 2022	As at 31 March 2021
Advance from customer	217.94	114.73
Other Payables	-	11.00
	217.94	125.73

Note 28 : Provisions

Particulars	As at 31 March 2022	As at 31 March 2021
Provision for employee benefits		
- Gratuity	22.98	23.06
- Leave entitlement and compensated absences	17.63	15.42
- Bonus	33.34	24.16
	73.94	62.64

Note 29 : Revenue from operations

Particulars	Year ended 31 March 2022	Year ended 31 March 2021
Sale of drugs*	7,468.99	7,706.78
Other Operating revenue		
Business support service	180.00	-
Export Incentives	37.68	14.52
Sale of Dossier	1.11	3.39
Scarp sale	8.94	2.76
Total Revenue from Operations	7,696.72	7,727.45

* Sales are reported net of discounts, rebates and returns.

Note 30 : Other income

Particulars	Year ended 31 March 2022	Year ended 31 March 2021
Interest income	6.19	17.41
Notional income from corporate guarantee in favour of subsidiary	2.98	1.22
Profit on sale of property plant and equipment	25.95	-
Dividend from investments	0.30	0.30
Profit on foreign exchange fluctuation (net)	20.88	17.64
Liquidation charges	-	32.93
Liability no longer payable	22.26	-
Bad debts recovered	10.74	-
Miscellaneous income	5.46	26.52
Total other income	94.76	96.02

Note 31 : Cost of materials consumed

Particulars	Year ended 31 March 2022	Year ended 31 March 2021
Raw Material (Including Packing Material)		
Opening Stock	759.90	666.27
Add: Purchases	4,782.50	5,271.51
Less: Transfer in slump sales	-	(490.65)
Less: Closing stocks	(893.57)	(759.90)
	4,648.83	4,687.23

Accompanying notes to the financial statement for the Year ended March 31, 2022

Rs. (in Lakhs)

Note 32 : Purchases of stock-in-trade

Particulars	Year ended 31 March 2022	Year ended 31 March 2021
Purchases of Stock-in-trade	571.65	423.65
	571.65	423.65

Note 33 : Changes in inventories of finished goods, work - in progress

Particulars	Year ended 31 March 2022	Year ended 31 March 2021
Opening inventory		
- Finished Goods	308.22	420.11
- Traded Goods	13.54	21.85
- Work-in-progress	147.64	269.26
	469.40	711.22
Closing inventory		
- Finished Goods	475.10	308.22
- Traded Goods	54.35	13.54
- Work-in-progress	232.50	147.64
	761.96	469.40
Add : Transfer in slump sale	-	(575.40)
Changes in inventories	(292.56)	(333.58)

Note 34 : Employee benefits expense

Particulars	Year ended 31 March 2022	Year ended 31 March 2021
Salaries and wages	1,002.44	1,110.08
Director Remuneration	192.00	232.65
Contribution to provident and other funds	68.39	72.60
Staff welfare	17.36	21.50
Total employee benefits expense	1,280.19	1,436.83

Note 35 : Finance costs

Particulars	Year ended 31 March 2022	Year ended 31 March 2021
Interest expense	57.03	301.11
Interest expense on lease liability	2.49	8.29
Other borrowing cost	7.44	15.35
Total finance costs	66.97	324.76

Accompanying notes to the financial statement for the Year ended March 31, 2022

Rs. (in Lakhs)

Note 36 : Other expenses

Particulars	Year ended 31 March 2022	Year ended 31 March 2021
<u>Manufacturing expenses</u>		
Stores, tools & spares consumed	121.00	197.80
Power & fuel	164.34	270.23
<u>Repairs :</u>		
- Plant & machinery	20.02	29.66
- Factory building	3.17	10.19
- Others	4.65	5.92
Packing charges	138.85	144.65
Other factory expenses	57.90	45.90
Job processing charges	169.95	27.38
<u>Administration, selling and distribution expenses</u>		
Rent	4.07	1.08
Insurance expenses	10.66	16.79
Legal and professional fees	95.88	62.86
Auditor's remuneration	9.21	9.97
Travelling & conveyance	136.14	95.03
Sales promotion expenses	25.76	25.51
Commission paid	142.11	128.54
Transportation, freight & handling charges	22.73	23.30
Loss on sale/ discard of property, plant and equipment	-	5.61
Provision for Expected credit loss (net of reversal)	92.87	4.62
Provision for Capital Advance	-	18.65
GST excess written off	-	60.84
Miscellaneous Expenses	81.85	234.29
	1,301.17	1,418.82

Particulars	Year ended 31 March 2022	Year ended 31 March 2021
Auditors' remuneration:		
i) Statutory audit fees	8.40	8.65
ii) Taxation Matters	0.81	1.32
	9.21	9.97

Note 37 : Earnings per equity share of Rs. 10 each

The amount considered in ascertaining the Company's earnings per share constitutes the net loss after tax. The number of shares used in computing basic earnings per share is the weighted average number of shares outstanding during the year. The number of shares used in computing diluted earnings per share comprises the weighted average number of shares considered for deriving basic earnings per share and also the weighted average number of shares which could have been issued on conversion of all dilutive potential shares.

Accompanying notes to the financial statement for the Year ended March 31, 2022

Rs. (in Lakhs)

Basic and diluted EPS

Particulars	Year ended 31 March 2022	Year ended 31 March 2021
Profit computation for basic earnings per share of Rs. 10 each		
Net Profit after Tax as per Statement of Profit and Loss attributable to Equity Shareholders	66.59	(1,558.75)
Weighted average number of equity shares for EPS computation* (Nos.)	247.03	247.03
EPS - Basic and Diluted EPS	0.27	(6.31)

* after retrospective adjustment for bonus element involved in right issue as per Ind AS 33

Note 38 : Related party disclosures as required under Indian Accounting Standard 24, “Related party disclosures” are given below:

- a) Names of related parties and nature of relationship (to the extent of transactions entered into during the year except for control relationships where all parties are disclosed)

Name of related party
Nature of relation
(A) Directors

Mr. Atul Ranchal	Chairman
Mr. Rajesh Mahajan	Managing Director
Mr. Suresh Garg (upto 03.09.2021)	Wholetime Director
Mr. Manpreet Singh Naroo (from 03.09.2021)	Wholetime Director
Mrs. Kaushalya Singh (from 03.09.2021 to 12.11.2021)	Wholetime Director
Mr. Rajnish Kumar Bedi	Independent Director
Mr. Deepak Mahajan	Independent Director
Mrs. Sonia Gupta	Independent Director

(B) Key managerial personnel

Mr. Anil Kumar Pillai (upto 12 th may 2020)	Chief Financial Officer
Mr. Prashant Rathi (from 24 th july 2020)	Chief Financial Officer
Mrs. Jyoti Sancheti	Company Secretary

(C) Relative of Directors

Mrs. Saras Gupta	Relative of Director
Mrs. Rajani Ranchal	Relative of Director
Mr. Savvy Ranchal	Relative of Director
Mr. Aryan Mahajan	Relative of Director
Mr. Manmohanlal Mahajan	Relative of Director
Mr. Erwin Mahajan	Relative of Director
Ms. Selina Ranchal	Relative of Director
Mrs. Davinder Kumari	Relative of Director

(D) Subsidiary

Brooks Steriscience Limited	Subsidiary Company
Steriscience Private Limited	Joint Venturer
Steribrooks Penems Private Limited	Associate

Accompanying notes to the financial statement for the Year ended March 31, 2022

Rs. (in Lakhs)

b) Transactions carried out with related parties referred to above, in ordinary course of business and balances outstanding:

Particulars	Nature of Transaction	Year ended 31 March 2022	Year ended 31 March 2021
Mr. Atul Ranchal	Director Remuneration*	96.00	96.00
	Sitting Fees	0.20	1.60
Mr. Rajesh Mahajan	Director Remuneration*	96.00	96.00
	Sitting Fees	0.20	1.40
Mr. Suresh Garg	Director Remuneration*	-	40.45
	Sitting Fees	0.20	1.60
Mr. Manpreet Singh Naroo	Director Remuneration*	11.14	-
Mrs. Kaushalya Singh	Director Remuneration*	1.73	-
Mr. Rajnish Kumar Bedi	Sitting Fees	1.20	1.40
Mr. Deepak Mahajan	Sitting Fees	1.10	1.40
Mrs. Sonia Gupta	Sitting Fees	1.10	1.40
Mr. Anil Kumar Pillai	Salary	-	0.34
Mr. Prashant Rathi	Salary	25.01	16.25
Mrs. Jyoti Sancheti	Salary	8.04	7.56
Mrs. Saras Gupta	Salary	28.80	28.80
Mrs. Rajani Ranchal	Salary	28.80	28.80
Mr. Savvy Ranchal	Salary	8.83	-
Mrs. Davinder Kumari	Salary	14.65	24.00
Brooks Steriscience Limited	Sales	-	0.54
	Other operating income	180.00	-
	Miscellaneous income	-	23.51
	Slump sale	-	4,656.56
	Guarantee given on behalf of subsidiary	-	1,939.00
	Purchase	375.81	-
	Job processing charges	78.14	-
Steriscience Specialities Private Limited	Purchases	-	959.36
	Miscellaneous income	-	25.91
Steribrooks Penems Private Limited	Sales	-	816.41

*Remuneration/salary disclosed above is exclusive of gratuity, leave encashment & insurance as they are determined for company as a whole and not on individual basis.

c. Balance Outstanding of Related Parties :

Particulars	Nature of Transaction	As at March 2022	As at March 2021
Mr. Atul Ranchal	Director Remuneration	5.31	3.20
	Sitting fees payable	0.18	4.80
Mr. Rajesh Mahajan	Director Remuneration	-	3.85
	Sitting fees payable	0.18	4.62
Mr. Suresh Garg	Director Remuneration	-	0.43
	Sitting fees payable	0.18	2.60

Accompanying notes to the financial statement for the Year ended March 31, 2022

Rs. (in Lakhs)

Particulars	Nature of Transaction	Rs. (in Lakhs)	
		As at March 2022	As at March 2021
Mr. Manpreet Singh Naroo	Director Remuneration	1.43	-
Mr. Rajnish Kumar Bedi	Sitting fees payable	1.08	4.44
Mr. Deepak Mahajan	Sitting fees payable	0.99	4.24
Mrs. Sonia Gupta	Sitting fees payable	0.99	3.84
Mr. Prashant Rathi	Salary & Wages Payable	2.10	1.17
Mrs. Jyoti Sancheti	Salary & Wages Payable	0.71	0.62
Mrs. Saras Gupta	Salary & Wages Payable	1.72	1.80
Mrs. Rajani Ranchal	Salary & Wages Payable	1.92	1.80
Mr. Savvy Ranchal	Salary & Wages Payable	2.12	-
Mrs. Davinder Kumari	Salary & Wages Payable	-	1.90
Brooks Steriscience Limited	Trade Payable	473.40	-
	Investments (Equity shares pending allotment)	-	4,656.56

Note 39 : Contingent liabilities and Commitments
(A) Contingent liabilities
I) Guarantees

Particulars	Rs. (in Lakhs)	
	As at 31 March 2022	As at 31 March 2021
i) Bank Guarantee	163.28	138.79
ii) Guarantee given on behalf of Subsidiary*	1,682.72	1,939.00

* Guarantees provided to the lenders of the subsidiary are for availing term loans and working capital facilities from the lender banks

II) Other money for which the company is contingently liable

Particulars	Rs. (in Lakhs)	
	As at 31 March 2021	As at 31 March 2020
Disputed liability in respect of Income tax (Refer Note below)	556.48	556.48
Claims against the Company not acknowledged as debts	8.84	8.84

The Company has received Notice of Demand u/s 156 of the Income Tax Act, 1961 for the three assessment years and company has filed an appeal against the same. Details of the same are given as follows :

A.Y to which matter pertains	Demand outstanding as on 31st March 2022	Stay amount paid till FY 21-22	Demand outstanding as on 31st March 2021	Stay amount paid till FY 20-21
	2013-14	339.51	101.00	339.51
2014-15	142.85	21.45	142.85	21.45
2015-16	0.68	-	0.68	-
2016-17	73.45	51.45	73.45	51.45
Total	556.49	173.90	556.48	173.90

(B) Commitments

Particular	Rs. (in Lakhs)	
	As at 31 March 2022	As at 31 March 2021
i) EPCG Commitment (Refer Note below)	-	209.80
ii) Duty against the material imported on Advance license (Refer Note below)	67.95	116.98

Accompanying notes to the financial statement for the Year ended March 31, 2022

The Company has obtained license under Export Promotion Capital Goods Scheme (EPCG) for purchase of capital goods on zero percent/ reduced custom duty. The Company needs to fulfill certain export obligations, failing which, it is liable for payment of custom duty. Export obligations is Rs. 3,665.17 lacs out of which Rs. Nil (P.Y Rs 1846.23 lacs) needs to be completed within 8 years from the date of purchase of respective Capital Goods.

In case of advance licence, material must be exported within 18 months from the date on which goods were cleared from Customs under advance licence.

Note 40 : Segment Reporting as required under Indian Accounting Standard 108, "Operating Segments" :

Operating segments are reported in a manner consistent with the internal reporting provided to the Chief Operating Decision Maker ("CODM") of the Company. The CODM, who is responsible for allocating resources and assessing performance of the operating segments, has been identified as the Managing Director/Chairman of the Company. The Company operates only in one Business Segment i.e. "Manufacturing of Drugs & Pharmaceutical", hence does not have any reportable Segments as per Ind AS 108 "Operating Segments".

Note 41 : Leases:

Effective April 1, 2019, the Company has adopted Ind AS 116, Leases, using modified retrospective approach. On adoption of the new standard IND AS 116 resulted in recognition of 'Right of Use' assets and lease liability. The cumulative effect of applying the standard has been debited to retained earnings. The effect of this adoption is insignificant on the profit before tax, profit for the period and earnings per share. Ind AS 116 will result in an increase in cash inflows from operating activities and an increase in cash outflows from financing activities on account of lease payments.

Following are the changes in the carrying value of right of use assets for the year ended March 31, 2022

Particulars	Rs. (in Lakhs)	
	As at March 31 2022	As at March 31 2021
Opening carrying value of Rights to use Assets	-	67.48
Addition	112.49	-
Depreciation	(6.46)	(23.77)
Deletion	-	(43.71)
Closing carrying value of Rights to use Assets	106.03	-

The following is the break-up of current and non-current lease liabilities as at March 31, 2022

Particulars	As at	
	March 31 2022	March 31 2021
Current lease liabilities	19.70	-
Non-Current lease liabilities	84.88	-
Closing Balance	104.59	-

The following is the movement in lease liabilities during the year ended March 31, 2022:

Particulars	As at	
	March 31 2022	March 31 2021
Opening balance	-	76.03
Addition	109.29	-
Finance cost accrued during the period	2.49	5.93
Payment of lease liabilities	(7.20)	(18.33)
Profit on lease rent concession	-	(10.71)
Deletion	-	(52.91)
Closing balance	104.59	-

Accompanying notes to the financial statement for the Year ended March 31, 2022

The table below provides details regarding the contractual maturities of lease liabilities as at March 31, 2022 on an undiscounted basis :

Particulars	Year ended 31 March 2022	Year ended 31 March 2021
- Less than one year	28.80	-
- Later than one year but not later than five years	98.21	-
- Later than five years	-	-
TOTAL	127.01	-

Rs. (in Lakhs)

Note 42 : Expenditure on Corporate Social Responsibility Activities

Particulars	As at March 31, 2022	As at March 31, 2021
-------------	-------------------------	-------------------------

Details of CSR Expenditure:

Gross amount required to be spent by the Company during the year.	-	72.48
---	---	-------

Particulars	As at 31 March 2022	As at 31 March 2021
-------------	------------------------	------------------------

Amount required to be spent by the company during the year	-	72.51
--	---	-------

Amount of expenditure incurred	-	72.51
--------------------------------	---	-------

Shortfall at the end of the year	-	-
----------------------------------	---	---

Total of previous years shortfall	-	-
-----------------------------------	---	---

Reason for shortfall	-	-
----------------------	---	---

Nature of CSR activities

a) Construction / acquisition of any assets	-	-
---	---	---

b) On purpose other than 1 above	-	72.51
----------------------------------	---	-------

Amount yet to be spent / paid	-	-
-------------------------------	---	---

Details of Related party transactions	-	-
---------------------------------------	---	---

Liability incurred by entering into contractual obligations	-	-
---	---	---

Note 43 : Disclosure relating to employee benefits as per Ind AS 19 'Employee Benefits'

A Defined benefit obligations - Gratuity (Non Funded)

The gratuity plan is governed by the Payment of Gratuity Act, 1972 under which an employee who has completed five years of service is entitled to specific benefits. The level of benefits provided depends on the member's length of service and salary at retirement age.

Particulars	Year ended 31 March 2022	Year ended 31 March 2021
-------------	-----------------------------	-----------------------------

a) Changes in defined benefit obligations

Present value of obligation as at the beginning of the year

Defined Benefit Obligation ("PBO") at the beginning of the year	124.63	131.45
---	--------	--------

Service cost	16.42	24.39
--------------	-------	-------

Interest cost	7.07	8.22
---------------	------	------

Actuarial loss / (gain)	(8.85)	(10.79)
-------------------------	--------	---------

Benefits paid	(10.54)	(13.88)
---------------	---------	---------

Less : Transfer in slump sales	-	(14.76)
--------------------------------	---	---------

Present value of obligation as at the end of the year	128.72	124.63
--	---------------	---------------

Accompanying notes to the financial statement for the Year ended March 31, 2022
b) Expenses recognised in the Statement of Profit and Loss

Current service cost	16.42	24.39
Past service cost	-	-
Interest cost	7.07	8.22
Expected return on plan assets	-	-
Net actuarial (gain) / loss recognized in the year	-	-
Total	23.49	32.60

Rs. (in Lakhs)

Particulars	Year ended 31 March 2022	Year ended 31 March 2021
c) Remeasurement (gains)/ losses recognised in OCI		
Actuarial changes arising from changes in financial assumptions	(3.61)	-
Actuarial changes arising from changes in demographic assumptions	-	-
Experience adjustments	(5.24)	(30.34)
Total	(8.85)	(30.34)

d) Actuarial assumptions

	Year ended 31 March 2021	Year ended 31 March 2020
Discount rate	6.85% p.a.	6.20% p.a.
Normal retirement age (in years)	58	58
Salary escalation rate (% p.a.) *	5% p.a.	5% p.a.
Attrition rate	10% at all ages	10% at all ages
Mortality rate	Indian assured lives mortality (2012-14) ultimate	Indian assured lives mortality (2012-14) ultimate

The estimates of future salary increases, considered in actuarial valuation, take account of inflation, seniority, promotion and other relevant factors, such as supply and demand in the employment market.

e) Quantities sensitivity analysis for significant assumption is as below:

Particulars	Year ended 31 March 2022	Year ended 31 March 2021
	1% increase	1% increase
i. Discount rate	122.65	132.22
ii. Salary escalation rate - over a long-term	133.05	144.78
	1% decrease	1% decrease
i. Discount rate	127.98	147.36
ii. Salary escalation rate - over a long-term	124.80	134.46

Sensitivity for significant actuarial assumptions is computed by varying one actuarial assumption used for the valuation of the defined benefit obligation, keeping all other actuarial assumptions constant.

Accompanying notes to the financial statement for the Year ended March 31, 2022
B Other Employee Benefits
Leave Encashment (Non Funded)

Particulars	Year ended 31 March 2022	Year ended 31 March 2021
a) Changes in defined benefit obligations		
Present value of obligation as at the beginning of the year		
Defined Benefit Obligation ("PBO") at the beginning of the year	68.33	66.42
Service cost	10.24	17.51
Interest cost	3.74	4.06
Actuarial loss / (gain)	(4.02)	4.68
Benefits paid	(2.88)	(3.54)
Less : Transfer in slump sales	-	(20.80)
Present value of obligation as at the end of the year	75.41	68.33

Rs. (in Lakhs)

Particulars	Year ended 31 March 2022	Year ended 31 March 2021
b) Expenses recognised in the Statement of Profit and Loss		
Current service cost	10.24	17.51
Past service cost	-	-
Interest cost	3.74	4.06
Expected return on plan assets	-	-
Net actuarial (gain) / loss recognized in the year	(4.02)	4.68
Total	9.96	26.25

c) Remeasurement (gains)/ losses recognised in OCI

Actuarial changes arising from changes in financial assumptions	(1.32)	-
Actuarial changes arising from changes in demographic assumptions	-	(15.85)
Experience adjustments	(1.37)	10.47
Total	(2.69)	(5.38)

d) Quantities sensitivity analysis for significant assumption is as below:

Particulars	Year ended 31 March 2022	Year ended 31 March 2021
	1% increase	1% increase
i. Discount rate	74.09	85.69
ii. Salary escalation rate - over a long-term	79.62	92.86
	1% decrease	1% decrease
i. Discount rate	79.61	92.85
ii. Salary escalation rate - over a long-term	74.03	85.62

Sensitivity for significant actuarial assumptions is computed by varying one actuarial assumption used for the valuation of the defined benefit obligation, keeping all other actuarial assumptions constant.

Accompanying notes to the financial statement for the Year ended March 31, 2022
C Current/ non-current classification

Particulars	Year ended 31 March 2022	Year ended 31 March 2021
Gratuity		
Current	22.98	23.06
Non-current	105.75	101.56
	128.72	124.63
Leave entitlement (including sick leave)		
Current	17.63	15.42
Non-current	59.11	52.91
	76.74	68.33

Rs. (in Lakhs)

Note 44 : Fair Value Measurement
(i) Financial instruments by category

Particulars	Refer note	As at March 31, 2022					As at March 31, 2021				
		Non - Current	Current	FVTPL	FVOCI	Amortised Cost	Non - Current	Current	FVTPL	FVOCI	Amortised Cost
Financial Assets:											
Investments											
Investments in equity shares	4	4,684.35	-	5.80	-	4,678.54	4,680.54	-	2.00	-	4,678.54
Trade receivables	11	-	1,503.49	-	-	1,503.49	-	959.07	-	-	959.07
Security deposit	5	81.77	-	-	-	81.77	102.08	-	-	-	102.08
Others financial assets	6	21.95	133.88	-	-	155.83	30.76	43.68	-	-	74.44
Cash and cash equivalents	12	-	8.38	-	-	8.38	-	6.37	-	-	6.37
Other bank balances	13	-	99.26	-	-	99.26	-	81.99	-	-	81.99
Total Financial Assets		4,788.07	1,745.00	5.80	-	6,527.26	4,813.39	1,091.12	2.00	-	5,902.51
Financial Liabilities:											
Borrowings	19	-	492.29	-	-	492.29	134.09	705.82	-	-	839.91
Lease Liabilities	20	84.87	19.70	-	-	104.58	-	-	-	-	-
Trade payables	23	-	2,574.70	-	-	2,574.70	-	1,338.60	-	-	1,338.60
Other financial liabilities	26	48.90	167.89	-	-	216.79	21.12	336.08	-	-	357.20
Total Financial Liabilities		133.77	3,254.59	-	-	3,388.36	155.22	2,380.50	-	-	2,535.72

The Company has not disclosed the fair values for financial instruments for other financial assets (current and non current), trade receivables, cash and cash equivalents and bank balances other than cash and cash equivalents, Borrowings (current and non current), Trade payables, other current financial liabilities because their carrying amounts are reasonably approximation of fair value.

(ii) Fair value hierarchy

Fair value hierarchy explains the judgement and estimates made in determining the fair values of the financial instruments that are -

- a) recognised and measured at fair value
- b) measured at amortised cost and for which fair values are disclosed in the financial statements.

Accompanying notes to the financial statement for the Year ended March 31, 2022

To provide an indication about the reliability of the inputs used in determining fair value, the Company has classified its financial instruments into the three levels prescribed under the accounting standard.

Level 1 - Quoted prices (unadjusted) in active markets for identical assets or liabilities

Level 2 - Inputs other than quoted prices included within Level 1 that are observable for the asset or liability, either directly (i.e. as prices) or indirectly (i.e. derived from prices)

Level 3 - Inputs for the assets or liabilities that are not based on observable market data (unobservable inputs)

Assets and Liabilities that are disclosed at Amortised Cost for which Fair values are disclosed are classified as Level 3.

If one or more of the significant inputs is not based on observable market data, the respective assets and liabilities are considered under Level 3.

Note 45 : Financial risk management objectives and policies

The Company's activities expose it to a variety of financial risks: market risk, credit risk and liquidity risk. The Company's focus is to foresee the unpredictability of financial markets and seek to minimize potential adverse effects on its financial performance.

Rs. (in Lakhs)

i. Market risk

Market risk is the risk that the fair value of future cash flows of a financial instrument will fluctuate because of changes in market prices. Market risk comprises three types of risk: interest rate risk, currency risk and other price risk. Major financial instruments affected by market risk includes loans and borrowings.

a) Interest rate risk

Interest rate risk is the risk that the fair value or future cash flows of a financial instrument will fluctuate because of changes in market interest rates. The Company's exposure to the risk of changes in market interest rates relates primarily to the Company's total debt obligations with floating interest rates.

The interest rate profile of the Company's interest-bearing financial instruments as reported to the management of the Company is as follows:

Particulars	As at March 31, 2022	As at March 31, 2021
Fixed-rate instruments:		
Financial liabilities (Borrowings)	1.06	10.12
	1.06	10.12
Variable-rate instruments:		
Financial liabilities (Borrowings)	491.23	829.79
	491.23	829.79
Total Borrowings	492.29	839.91

Interest rate sensitivity

The following table demonstrates the sensitivity to a reasonably possible change in interest rates on that portion of loans and borrowings affected. With all other variables held constant, the Company's profit/(loss) before tax is affected through the impact on floating rate borrowings, as follows:

Particulars	Year ended March 31, 2022	Year ended March 31, 2021
Increase in basis points	50 basis points	50 basis points

Accompanying notes to the financial statement for the Year ended March 31, 2022

Effect on profit/(loss) before tax, increase by	2.46	4.15
Decrease in basis points	50 basis points	50 basis points
Effect on profit/(loss) before tax, decrease by	(2.46)	(4.15)

The assumed movement in basis points for the interest rate sensitivity analysis is based on the currently observable market environment, showing a significantly higher volatility than in prior years.

b Foreign currency risk

The Company is exposed to currency risk on account of its operating and financing activities. The functional currency of the Company is Indian Rupee. Our exposure are mainly denominated in U.S. dollars and European dollars. The Company's business model incorporates assumptions on currency risks and ensures any exposure is covered through the normal business operations. This intent has been achieved in all years presented. The Company has put in place a Financial Risk Management Policy to identify the most effective and efficient ways of managing the currency risks.

Rs. (in Lakhs)

Exposure to currency risk

The currency profile of financial assets and financial liabilities as at March 31, 2022 and March 31, 2021 are as below:

31st March, 2022	Rs. in lakhs	EUR	Rs. in lakhs	USD
Financial assets				
Trade Receivables	(64.68)	(0.75)	83.35	1.13
Cash and cash equivalents	-	-	-	-
Net exposure for assets	(64.68)	(0.75)	83.35	1.13
Financial liabilities				
Trade Payables	-	-	73.48	0.97
Net exposure for liabilities	-	-	73.48	0.97
Net exposure (Assets - Liabilities)	(64.68)	(0.75)	9.88	0.16
31st March, 2021	Rs. in lakhs	EUR	Rs. in lakhs	USD
Financial assets				
Trade Receivables	2.86	0.03	89.87	1.22
Cash and cash equivalents	-	-	0.62	0.01
Net exposure for assets	2.86	0.03	90.49	1.23
Financial liabilities				
Trade Payables	-	-	-	-
Net exposure for liabilities	-	-	-	-
Net exposure (Assets - Liabilities)	2.86	0.03	90.49	1.23

Sensitivity analysis

A reasonably possible strengthening / (weakening) of the Indian Rupee against US dollars and European dollars at 31st March would have affected the measurement of financial instruments denominated in US dollars and affected profit or loss by the amounts shown below. This analysis assumes that all other variables, in particular interest rates, remain constant and ignores any impact of forecast sales and purchases. In cases where the related foreign exchange fluctuation is capitalised to fixed assets or recognised directly in reserves, the impact indicated below may affect the Company's income statement over the remaining life of the related fixed assets or the remaining tenure of the borrowing respectively.

Accompanying notes to the financial statement for the Year ended March 31, 2022

Impact of movement on Profit or (loss) and Equity :

Effect in INR (before tax)	Profit or (loss) and Equity	
	Strengthening	Weakening
For the year ended 31st March, 2022		
1% movement		
USD	0.74	(0.74)
EUR	-	-
	<u>0.74</u>	<u>(0.74)</u>
For the year ended 31st March, 2021		
1% movement		
USD	1.00	(1.00)
EUR	(0.03)	0.03
	<u>0.97</u>	<u>(0.97)</u>

C. Other price risk

The Company is not exposed to any other price risk.

Rs. (in Lakhs)

ii. Credit risk

Credit risk refers to the risk of default on its obligation by the counterparty resulting in a financial loss. The maximum exposure of the financial assets are contributed by trade and other receivables, cash and cash equivalents and security deposits.

Trade receivables

The Company extends credit to customers in normal course of business. The Company considers factors such as credit track record in the market and past dealings for extension of credit to customers. To manage credit risk, the Company periodically assesses the financial reliability of the customer, taking into account the financial condition, current economic trends, and analysis of historical bad debts and ageing of accounts receivables. Outstanding customer receivables are regularly monitored to make an assessment of recoverability. Receivables are provided as doubtful / written off, when there is no reasonable expectation of recovery. Where receivables have been provided / written off, the company continues regular follow up, engage with the customers, legal options / any other remedies available with the objective of recovering these outstandings. The Company is not exposed to concentration of credit risk to any one single customer since services are provided to vast specturm.

Ageing of Trade receivables

Particulars	Year ended March 31, 2022	Year ended March 31, 2021
Not due	-	-
0 - 6 months	1,416.04	850.05
6 - 12 months	105.84	45.30
Beyond 12 months	366.98	359.39
Total	<u>1,888.86</u>	<u>1,254.74</u>

Other Financial Assets

The Company is maintains exposure in cash and cash equivalents, security deposits and other receivables. The company goes through regular follow up for recovering the amount of deposit and other receivables. Credit risk on cash and cash equivalents is limited as the Company generally invest in deposits with banks and financial institutions with high credit ratings.

Accompanying notes to the financial statement for the Year ended March 31, 2022

Rs. (in Lakhs)

The movement of the allowance for lifetime expected credit loss is stated below:

Particulars	Year ended March 31, 2021	Year ended March 31, 2020
Opening allowance	295.67	293.80
Add : additional allowance made	89.70	1.87
Less : allowance reversed	-	-
Closing provisions	385.37	295.67

iii. Liquidity risk

Liquidity is defined as the risk that the Company will not be able to settle or meet its obligations on time or at a reasonable price. The Company's treasury department is responsible for liquidity, funding as well as settlement management. In addition, processes and policies related to such risks are overseen by senior management. Management monitors the Company's net liquidity position through rolling forecasts on the basis of expected cash flows.

The table below provides details regarding the contractual maturities of significant financial liabilities:

Particulars	On demand	Less than 1 year	1 - 5 years	More than 5 years	Total
As at 31 March 2022					
Borrowings	491.23	1.06	-	-	492.29
Lease Liabilities	-	19.70	84.87	-	104.58
Trade payables	-	2,574.70	-	-	2,574.70
Other financial liabilities	-	167.89	48.90	-	216.79
	491.23	2,763.36	133.77	-	3,388.36
As at 31 March 2021					
Borrowings	681.99	23.83	1.07	133.03	839.91
Lease Liabilities	-	-	-	-	-
Trade payables	-	1,338.60	-	-	1,338.60
Other financial liabilities	-	336.08	21.12	-	357.20
	681.99	1,698.51	22.19	133.03	2,535.72

Note 46 : Capital management

For the purpose of the Company's capital management, capital includes issued equity capital and all other equity reserves attributable to the equity holders of the Company. The Company strives to safeguard its ability to continue as a going concern so that they can maximise returns for the shareholders and benefits for other stake holders. The aim to maintain an optimal capital structure and minimise cost of capital.

To maintain or adjust the capital structure, the Company usually turns to reputed banks and other financial institutions for funds. Consistent with others in the industry, the Company monitors its capital using the gearing ratio which is total debt divided by total capital plus total debts.

Particulars	As at March 31, 2022	As at March 31, 2021
Total debts	494.16	841.40
Total equity	6,500.30	6,421.04
Total debts to equity ratio (Gearing ratio)	7.07%	11.59%

Note 47 : ADDITIONAL REGULATORY INFORMATION REQUIRED BY SCHEDULE III TO THE COMPANIES ACT, 2013

1 The Company does not have any benami property held in its name. No proceedings have been initiated on or are pending against the Company for holding benami property under the Benami Transactions (Prohibition) Act, 1988 (45 of 1988) and Rules made thereunder.

Accompanying notes to the financial statement for the Year ended March 31, 2022

- 2 The Company has not been declared wilful defaulter by any bank or financial institution or other lender or government or any government authority.
- 3 The Company has complied with the requirement with respect to number of layers as prescribed under section 2(87) of the Companies Act, 2013 read with the Companies (Restriction on number of layers) Rules, 2017.
- 4 Utilisation of borrowed funds and share premium
 - I The Company has not advanced or loaned or invested funds to any other person(s) or entity(ies), including foreign entities (Intermediaries) with the understanding that the Intermediary shall:
 - (a) Directly or indirectly lend or invest in other persons or entities identified in any manner whatsoever by or on behalf of the Company (Ultimate Beneficiaries) or
 - (b) Provide any guarantee, security or the like to or on behalf of the ultimate beneficiaries.”
 - II The Company has not received any fund from any person(s) or entity(ies), including foreign entities (Funding Party) with the understanding (whether recorded in writing or otherwise) that the Company shall:
 - (a) directly or indirectly lend or invest in other persons or entities identified in any manner whatsoever by or on behalf of the Funding Party (Ultimate Beneficiaries) or
 - (b) provide any guarantee, security or the like on behalf of the ultimate beneficiaries.”
- 5 There is no income surrendered or disclosed as income during the year in tax assessments under the Income Tax Act, 1961 (such as search or survey), that has not been recorded in the books of account.
- 6 The Company has not traded or invested in crypto currency or virtual currency during the year.
- 7 The Company does not have any charges or satisfaction of charges which is yet to be registered with Registrar of Companies beyond the statutory period.

Rs. (in Lakhs)

Note 48 : Ratios

As at March 31, 2022

Ratio	Basis of Ratio	Numerator Current Period	Denominator Current Period	Ratio Current Period	Numerator Previous Period	Denominator Previous Period	Ratio Previous Period	Variance %	Reason for Major Variance
Current Ratio	Current Assets/ Current Liabilities	3,703.52	3,546.46	1.04	2,534.44	2,568.87	0.99	5.85	
Debt-Equity Ratio	Total Debt/ Shareholder's Equity	492.29	6,500.30	0.08	839.91	6,421.04	0.13	(42.10)	Reduction in CC limit & repayment of term loan during current financial year.
Debt Service Coverage Ratio	Earnings available for debt service ¹ / Debt Service ²	282.19	216.38	1.30	(519.10)	467.33	(1.11)	(217.41)	Improvement in ratio due to slump exchange of vadodara plant.
Return on Equity Ratio	Net profit after taxes / Average Shareholder's Equity	66.60	6,460.67	0.01	(1,558.75)	8,131.32	(0.19)	(105.38)	Improvement in ratio due to slump sale of vadodara plant.
Inventory turnover Ratio	Cost of Goods Sold ³ / Average Inventories	4,927.93	1,448.31	3.40	4,777.30	1,307.68	3.65	(6.86)	
Trade Receivables turnover Ratio	Net Credit Sales / Average Trade Receivables	7,696.72	1,231.28	6.25	7,727.45	1,257.64	6.14	1.73	
Trade Payables turnover Ratio	Net Credit Purchases / Average Trade Payables	5,354.16	1,956.65	2.74	5,695.16	1,972.61	2.89	(5.22)	

Accompanying notes to the financial statement for the Year ended March 31, 2022

Ratio	Basis of Ratio	Numerator Current Period	Denominator Current Period	Ratio Current Period	Numerator Previous Period	Denominator Previous Period	Ratio Previous Period	Variance %	Reason for Major Variance
Net capital turnover Ratio	Net Sales / Working Capital ⁴	7,696.72	157.06	49.01	7,727.45	(34.43)	(224.46)	(121.83)	Slump sale of vadodara plant working capital, reduction in CC limit & better performance in current financial year
Net profit Ratio	Net Profit/Net Sales	66.60	7,696.72	0.01	(1,558.75)	7,727.45	(0.20)	(104.29)	Improvement in ratio due to separation of vadodara plant.
Return on Capital employed	Earning before Interest and taxes/ Capital Employed ⁵	126.13	6,464.22	0.02	(1,249.34)	6,367.65	(0.20)	(109.94)	Improvement in ratio due to separation of vadodara plant.
Return on investment	Income from investment/Cost of Investment	0.30	4,684.35	0.00	0.30	4,680.54	0.00	(0.08)	

¹ **Earnings available for debt service** = Net profit after tax + finance costs + depreciation & amortisation expense + loss on sale of fixed assets

² **Debt Service** = Interest & lease payments + principal payments

³ **Cost of Goods Sold** = Cost of materials consumed + Purchases of stock-in-trade + Changes In inventories of finished goods (incl. stock-in-trade) and work-in-progress

⁴ **Working Capital** = Total Current Assets - Total Current Liabilities

⁵ **Capital Employed** = Tangible Networth⁶+ Total debt + Deferred Tax liability

⁶ **Tangible Networth** = Total assets - Total liabilities - Intangible assets

⁷ **Cost of Investment** = Bookvalue of investments

Note 49 : Prior year comparatives

Previous year's figures have been regrouped or reclassified, to conform to the current year's presentation wherever considered necessary.

Notes 1 to 49 form an integral part of the financial statements

In terms of our report on even date

For S G C O & Co. LLP

Chartered Accountants

Firm Registration No : 112081W/W100184

Sd/-

Suresh Murarka

Partner

Mem. No. 44739

Place: Mumbai

Date : 30th May, 2022

For and on behalf of the Board of Directors

Sd/-

Atul Ranchal

Chairman

Din : 01998361

Sd/-

Prashant Rathi

CFO

Place: Mumbai

Date : 30th May, 2022

Sd/-

Rajesh Mahajan

Managing Director

Din : 02000634

Sd/-

Jyoti Sancheti

Company Secretary

INDEPENDENT AUDITOR'S REPORT

To the Members of **Brooks Laboratories Limited**

Report on the Audit of the Consolidated Financial Statements

Opinion

We have audited the accompanying consolidated financial statements of **Brooks Laboratories Limited** (hereinafter referred to as the 'Parent Company') and its subsidiary (Parent Company and its subsidiary together referred to as "the Group"), its associate which comprise the consolidated Balance Sheet as at March 31, 2022, and the consolidated statement of Profit and Loss (including other comprehensive income), the consolidated cash flows Statement the consolidated statement of changes in equity for the year then ended, and notes to the consolidated financial statements, including a summary of significant accounting policies (hereinafter referred to as "the consolidated financial statements").

In our opinion and to the best of our information and according to the explanations given to us, the aforesaid consolidated financial statements give the information required by the Act in the manner so required and give a true and fair view in conformity with the accounting principles generally accepted in India of the consolidated state of affairs of the Group as at March 31, 2022, and their consolidated loss (including other comprehensive income), their consolidated cash flows and consolidated changes in equity for the year ended on that date.

Basis for Opinion

We conducted our audit in accordance with the Standards on Auditing (SAs) specified under section 143(10) of the Companies act, 2013. Our responsibilities under those Standards are further described in the Auditor's Responsibilities for the Audit of the Consolidated Financial Statements section of our report. We are independent of the Group in accordance with the Code of Ethics issued by ICAI together with the ethical requirements that are relevant to our audit of the Consolidated Financial Statements under the provisions of the Act and the rules made thereunder, and we have fulfilled our other ethical responsibilities in accordance with the provisions of the Companies Act, 2013. We believe that the audit evidence we have obtained is sufficient and appropriate to provide a basis for our opinion.

Key Audit Matters

Key audit matters are those matters that, in our professional judgment, were of most significance in our audit of the consolidated financial statements of the current period. These matters were addressed in the context of our audit of the consolidated financial statements as a whole, and in forming our opinion thereon, and we do not provide a separate opinion on these matters. During the course of our audit, we have determined that there are no key audit matters to communicate in our report.

Information Other than the Financial Statements and Auditor's Report Thereon

The Parent Company's Board of Directors is responsible for the other information. The other information comprises the information included in the management discussion and analysis, Board's Report, Report on Corporate governance and Business Responsibility report but does not include the Consolidated Financial Statements, Standalone Financial Statements and our auditor's report thereon.

Our opinion on the Consolidated Financial Statements does not cover the other information and we do not express any form of assurance conclusion thereon.

In connection with our audit of the Consolidated Financial Statements, our responsibility is to read the other information and, in doing so, consider whether the other information is materially inconsistent with the Consolidated Financial Statements or our knowledge obtained during the course of our audit or otherwise appears to be materially misstated.

If, based on the work we have performed, we conclude that there is a material misstatement of this other information, we are required to report that fact. We have nothing to report in this regard.

Responsibilities of Management and Those Charged with Governance for the Consolidated Financial Statements

The Holding Company's Management & Board of Directors is responsible for the matters stated in section 134(5) of the Act with respect to the preparation and presentation of these consolidated financial statements in term of the requirements of the Companies Act, 2013 that give a true and fair view of the consolidated state of affairs (consolidated financial position), consolidated profit or loss (Consolidated financial performance including other comprehensive income), consolidated changes in equity and consolidated cash flows of the Group in accordance with the accounting principles generally accepted in India, including the Accounting Standards specified under section 133 of the Act. The respective Board of Directors of the companies included in the Group are responsible for maintenance of adequate accounting records in accordance with the provisions of the Act for safeguarding the assets of the Group and for preventing and detecting frauds and other irregularities; the selection and application of appropriate accounting policies;

making judgments and estimates that are reasonable and prudent; and the design, implementation and maintenance of adequate internal financial controls, that were operating effectively for ensuring accuracy and completeness of the accounting records, relevant to the preparation and presentation of the financial statements that give a true and fair view and are free from material misstatement, whether due to fraud or error, which have been used for the purpose of preparation of the consolidated financial statements by the Directors of the Parent Company, as aforesaid.

In preparing the consolidated financial statements, the respective Board of Directors of the companies included in the Group are responsible for assessing the ability of the Group to continue as a going concern, disclosing, as applicable, matters related to going concern and using the going concern basis of accounting unless management either intends to liquidate the Group or to cease operations, or has no realistic alternative but to do so.

The respective Board of Directors of the companies included in the Group are responsible for overseeing the financial reporting process of the Group.

Auditor's Responsibilities for the Audit of the Consolidated Financial Statements

Our objectives are to obtain reasonable assurance about whether the consolidated financial statements as a whole are free from material misstatement, whether due to fraud or error, and to issue an auditor's report that includes our opinion. Reasonable assurance is a high level of assurance, but is not a guarantee that an audit conducted in accordance with SAs will always detect a material misstatement when it exists. Misstatements can arise from fraud or error and are considered material if, individually or in the aggregate, they could reasonably be expected to influence the economic decisions of users taken on the basis of these consolidated financial statements.

As part of an audit in accordance with SAs, we exercise professional judgment and maintain professional skepticism throughout the audit. We also:

- Identify and assess the risks of material misstatement of the consolidated financial statements, whether due to fraud or error, design and perform audit procedures responsive to those risks, and obtain audit evidence that is sufficient and appropriate to provide a basis for our opinion. The risk of not detecting a material misstatement resulting from fraud is higher than for one resulting from error, as fraud may involve collusion, forgery, intentional omissions, misrepresentations, or the override of internal control.
- Obtain an understanding of internal control relevant to the audit in order to design audit procedures that are appropriate in the circumstances. Under section 143(3)(i) of the Companies Act, 2013, we are also responsible for expressing our opinion on whether the Group has adequate internal financial controls system in place and the operating effectiveness of such controls.
- Evaluate the appropriateness of accounting policies used and the reasonableness of accounting estimates and related disclosures made by management.
- Conclude on the appropriateness of management's use of the going concern basis of accounting and, based on the audit evidence obtained, whether a material uncertainty exists related to events or conditions that may cast significant doubt on the ability of the Group to continue as a going concern. If we conclude that a material uncertainty exists, we are required to draw attention in our auditor's report to the related disclosures in the consolidated financial statements or, if such disclosures are inadequate, to modify our opinion. Our conclusions are based on the audit evidence obtained up to the date of our auditor's report. However, future events or conditions may cause the Group to cease to continue as a going concern.
- Evaluate the overall presentation, structure and content of the consolidated financial statements, including the disclosures, and whether the consolidated financial statements represent the underlying transactions and events in a manner that achieves fair presentation.
- Obtain sufficient appropriate audit evidence regarding the financial information of the entities or business activities within the Group to express an opinion on the consolidated financial statements. We are responsible for the direction, supervision and performance of the audit of the financial statements of such entities included in the consolidated financial statements of which we are the independent auditors. For the other entities included in the consolidated financial statements, which have been audited by other auditors, such other auditors remain responsible for the direction, supervision and performance of the audits carried out by them. We remain solely responsible for our audit opinion.

We communicate with those charged with governance of the Parent Company and such other entities included in the consolidated financial statements of which we are the independent auditors regarding, among other matters, the planned scope and timing of the audit and significant audit findings, including any significant deficiencies in internal control that we identify during our audit.

We also provide those charged with governance with a statement that we have complied with relevant ethical requirements regarding independence, and to communicate with them all relationships and other matters that may reasonably be thought to bear on our independence, and where applicable, related safeguards.

From the matters communicated with those charged with governance, we determine those matters that were of most significance in the audit of the consolidated financial statements of the current period and are therefore the key audit matters. We describe these matters in our auditor's report unless law or regulation precludes public disclosure about the matter or when, in extremely rare circumstances, we determine that a matter should not be communicated in our report because the adverse consequences of doing so would reasonably be expected to outweigh the public interest benefits of such communication.

Other Matters

We did not audit the financial statements of Brooks Steriscience Limited, whose financial statements reflect Group's share of total assets of Rs. 14,404.28 lakhs as at 31 March 2022, Group's share of total revenue of Rs. 2,035.57 lakhs, total net profit / (loss) of Rs. (1,998.18) lakhs, total comprehensive income/ (loss) of Rs. (1,994.30) for the year ended on that date and Group's share of net cash inflows of Rs. 170.10 lakhs for the year ended on that date, as considered in the consolidated financial statements. These financial statements have been audited by other auditors whose reports have been furnished to us by the Management and our opinion on the consolidated financial statements, in so far as it relates to the amounts and disclosures included in respect of these subsidiary and our report in terms of sub-sections (3) and (11) of Section 143 of the Act, in so far as it relates to the aforesaid subsidiary, is based solely on the reports of the other auditors.

The accompanying Statement includes unaudited financial statements and other unaudited financial information in respect of one associate whose financial statements includes the Group share of net loss of Rs. NIL for the year ended March 31 2022 respectively.

Our opinion on the consolidated financial statements, and our report on other Legal and Regulatory Requirements below, is not modified in respect of the above matters with respect to our reliance on the work done and the reports of the other auditors.

Report on Other Legal and Regulatory Requirements

1. In our opinion and according to the information and explanations given to us, following company incorporated in India and included in the consolidated financial statements, No unfavorable remarks, qualifications or adverse remarks given by the respective auditors in their reports under the Companies (Auditor's Report) Order, 2020 (CARO):
 - a. Brooks steriscience Limited.
2. (A) As required by Section 143(3) of the Act, we report, to the extent applicable, that:
 - a. We have sought and obtained all the information and explanations which to the best of our knowledge and belief were necessary for the purposes of our audit of the aforesaid consolidated financial statements.
 - b. In our opinion, proper books of account as required by law relating to preparation of the aforesaid consolidated financial statements have been kept so far as it appears from our examination of those books and the reports of the other auditors.
 - c. The Consolidated Balance Sheet, the Consolidated Statement of Profit and Loss, and the Consolidated Cash Flow Statement dealt with by this Report are in agreement with the relevant books of account maintained for the purpose of preparation of the consolidated financial statements.
 - d. In our opinion, the aforesaid consolidated financial statements comply with the Indian Accounting Standards specified under Section 133 of the Act.
 - e. On the basis of the written representations received from the directors of the Parent Company as on 31st March 2022 taken on record by the Board of Directors of the Parent Company and the reports of the statutory auditors of its subsidiary company, incorporated in India, none of the directors of the Group companies is disqualified as on 31st March, 2022 from being appointed as a director in terms of Section 164 (2) of the Act.
 - f. With respect to the adequacy of internal financial controls over financial reporting of the Group and the operating effectiveness of such controls, refer to our separate report in **Annexure A**.
- (B) With respect to the other matters to be included in the Auditor's Report in accordance with Rule 11 of the Companies (Audit and Auditor's) Rules, 2014, in our opinion and to the best of our information and according to the explanations given to us:
 - a) The consolidated financial statements disclose the impact of pending litigations on the consolidated financial position of the Group - Refer Note 34 to the consolidated financial statements.
 - b) The Group did not have any material foreseeable losses on long-term contracts including derivative contracts.
 - c) There were no amounts which were required to be transferred, to the Investor Education and Protection Fund by the Parent Company and its subsidiary company

- d) i. The management has represented that, to the best of its knowledge and belief, no funds have been advanced or loaned or invested (either from borrowed funds or share premium or any other sources or kind of funds) by the Holding Company or its subsidiary companies, associate companies and joint venture companies and joint operation companies or in other persons or entities, including foreign entities (“Intermediaries”), with the understanding, whether recorded in writing or otherwise, that the Intermediary shall:
- directly or indirectly lend or invest in other persons or entities identified in any manner whatsoever (“Ultimate Beneficiaries”) by or on behalf of the Holding Company or its subsidiary companies, associate companies and joint venture companies and joint operation companies incorporated in India or
 - provide any guarantee, security or the like to or on behalf of the Ultimate Beneficiaries
- ii. The management has represented, that, to the best of its knowledge and belief, no funds have been received by the Holding Company or its subsidiary companies, associate companies and joint venture companies and joint operation companies incorporated in India from any persons or entities, including foreign entities (“Funding Parties”), with the understanding, whether recorded in writing or otherwise, that the Holding Company or its subsidiary companies, associate companies and joint venture companies and joint operation companies shall:
- directly or indirectly, lend or invest in other persons or entities identified in any manner whatsoever (“Ultimate Beneficiaries”) by or on behalf of the Funding Parties or provide any guarantee, security or the like from or on behalf of the Ultimate Beneficiaries by or on behalf of the Funding parties or
 - provide any guarantee, security or the like to or on behalf of the Ultimate Beneficiaries
- iii. Based on such audit procedures as considered reasonable and appropriate in the circumstances, nothing has come to our notice that has caused us to believe that the representations under sub-clause (d) (i) and (d) (ii) contain any material misstatement.
- e) The Holding Company has neither declared nor paid any dividend during the year. The dividend declared or paid during the year by the subsidiary companies, associate companies and joint venture companies and joint operation companies incorporated in India is in compliance with Section 123 of the Act.
- (C) In respect of companies where managerial remuneration is within limit :

As required by section 197(16) of the act, based on our audit we report that the Parent company paid remuneration to their directors during the year in accordance with the provisions of and the limit laid down under section 197 read with Schedule V to the Act.

For S G C O & Co. LLP
Chartered Accountants
FRN. 112081W/W100184

Sd/-
Suresh Murarka
Partner
Mem. No. 44739
UDIN: 22044739AJWSME3989

Place: Mumbai
Date: 30th May, 2022

Annexure “A” to the Independent Auditor’s Report of even date on the Consolidated financial statements of Brooks Laboratories Limited for the year ended 31st March 2022.**Report on the Internal Financial Controls Over Financial Reporting under Clause (i) of Sub-section 3 of Section 143 of the Companies Act, 2013 (“the Act”)**

In conjunction with our audit of the consolidated financial statements of **Brooks Laboratories Limited** (“the Parent Company”) as of and for the year ended March 31, 2022, we have audited the internal financial controls over financial reporting of the Parent company and its subsidiary company, which are companies incorporated in India, as of that date.

Opinion

In our opinion and to the best of our information and according to the explanations given to us and based on the consideration of other auditors referred to in the Other Matters paragraph below, the Parent company and its subsidiary company, which are companies incorporated in India, have, in all material respects, an adequate internal financial controls system over financial reporting and such internal financial controls over financial reporting were operating effectively as at March 31, 2022, based on the internal financial control over financial reporting criteria established by the respective companies considering the essential components of internal control stated in the Guidance Note on Audit of Internal Financial Controls Over Financial Reporting issued by the ICAI.

Management’s Responsibility for Internal Financial Controls

The respective Boards of Directors of the Parent Company and its subsidiary company, which are companies incorporated in India, are responsible for establishing and maintaining internal financial controls based on the internal control over financial reporting criteria established by the respective Companies considering the essential components of internal control stated in the Guidance Note on Audit of Internal Financial Controls Over Financial Reporting issued by the Institute of Chartered Accountants of India (the “ICAI”). These responsibilities include the design, implementation and maintenance of adequate internal financial controls that were operating effectively for ensuring the orderly and efficient conduct of its business, including adherence to the respective company’s policies, the safeguarding of its assets, the prevention and detection of frauds and errors, the accuracy and completeness of the accounting records, and the timely preparation of reliable financial information, as required under the Act.

Auditor’s Responsibility

Our responsibility is to express an opinion on the internal financial controls over financial reporting of the Parent Company and its subsidiary company, which are companies incorporated in India, based on our audit. We conducted our audit in accordance with the Guidance Note on Audit of Internal Financial Controls Over Financial Reporting (the “Guidance Note”) issued by the Institute of Chartered Accountants of India (“ICAI”) and the Standards on Auditing, prescribed under Section 143(10) of the Companies Act, 2013, to the extent applicable to an audit of internal financial controls. Those Standards and the Guidance Note require that we comply with ethical requirements and plan and perform the audit to obtain reasonable assurance about whether adequate internal financial controls over financial reporting was established and maintained and if such controls operated effectively in all material respects.

Our audit involves performing procedures to obtain audit evidence about the adequacy of the internal financial controls system over financial reporting and their operating effectiveness. Our audit of internal financial controls over financial reporting included obtaining an understanding of internal financial controls over financial reporting, assessing the risk that a material weakness exists, and testing and evaluating the design and operating effectiveness of internal control based on the assessed risk. The procedures selected depend on the auditor’s judgement, including the assessment of the risks of material misstatement of the financial statements, whether due to fraud or error.

We believe that the audit evidence we have obtained is sufficient and appropriate to provide a basis for our audit opinion on the internal financial controls system over financial reporting of the Parent company and its subsidiary company, which are companies incorporated in India.

Meaning of Internal Financial Controls Over Financial Reporting

A company’s internal financial control over financial reporting is a process designed to provide reasonable assurance regarding the reliability of financial reporting and the preparation of financial statements for external purposes in accordance with generally accepted accounting principles. A company’s internal financial control over financial reporting includes those policies and procedures that (1) pertain to the maintenance of records that, in reasonable detail, accurately and fairly reflect the transactions and dispositions of the assets of the company; (2) provide reasonable assurance that transactions are recorded as necessary to permit preparation of financial statements in accordance with generally accepted accounting principles, and that receipts and expenditures of the company are being made only in accordance with authorizations of management and directors of the company; and (3) provide reasonable assurance regarding prevention or timely detection of unauthorized acquisition, use, or disposition of the company’s assets that could have a material effect on the financial statements.

Inherent Limitations of Internal Financial Controls over Financial Reporting

Because of the inherent limitations of internal financial controls over financial reporting, including the possibility of collusion or improper management override of controls, material misstatements due to error or fraud may occur and not be detected. Also, projections of any evaluation of the internal financial controls over financial reporting to future periods are subject to the risk that the internal financial control over financial reporting may become inadequate because of changes in conditions, or that the degree of compliance with the policies or procedures may deteriorate.

Other Matters

Our aforesaid report under Section 143(3)(i) of the Act on the adequacy and operating effectiveness of the internal financial controls over financial reporting in so far as it relates to one subsidiary company incorporated in India, is based on the corresponding reports of the auditors of such company incorporated in India. Our opinion is not modified in respect of the above matter.

For S G C O & Co. LLP
Chartered Accountants
FRN. 112081W/W100184

Sd/-
Suresh Murarka
Partner
Mem. No. 44739
UDIN: 22044739AJWSME3989

Place: Mumbai
Date: 30th May, 2022

Consolidated Balance Sheet as at 31 March 2022

Particulars	Note No.	Rs. (in Lakhs)	
		As at 31 March 2022	As at 31 March 2021
ASSETS			
Non-current assets			
Property, plant and equipment	3	10,832.25	10,702.63
Capital Work in Progress	3A	1,510.74	67.55
Right of use Assets	3B	106.03	-
Intangible Asset	3C	63.08	53.80
Intangible asset under Development	3D	-	15.00
Financial assets			
(i) Investments	4	5.81	2.00
(ii) Security deposit	5	125.70	146.01
(iii) Other financial assets	6	21.96	30.76
Income tax assets (net)	7	232.06	201.70
Deferred tax asset (net)	8	135.52	-
Other non-current assets	9	439.70	-
Total non-current assets		13,472.85	11,219.45
Current assets			
Inventories	10	2,752.24	2,360.31
Financial assets			
(i) Trade receivables	11	1,766.24	1,369.79
(ii) Security deposit	12	10.00	10.00
(iii) Cash and cash equivalents	13	260.50	88.39
(iv) Bank balances other than cash and cash equivalents (iii) above	14	120.50	81.99
(v) Other financial assets	15	136.87	43.68
Other current assets	16	1,071.85	782.04
Total current assets		6,118.20	4,736.20
Non current asset held for sale	17	-	252.06
TOTAL ASSETS		19,591.05	16,207.71
EQUITY AND LIABILITIES			
Equity			
Equity share capital	18A	2,470.28	2,470.28
Other equity	18B	3,834.80	5,444.56
Total equity		6,305.08	7,914.84
Non controlling interest		7,126.88	-
		13,431.96	7,914.84
Liabilities			
Non-current liabilities			
Financial liabilities			
(i) Borrowings	19	929.05	1,444.00
(ii) Lease liability	20	84.88	-
(iii) Other financial liabilities	21	40.00	10.00
Deferred tax liabilities	8	-	322.99
Provisions	22	217.33	154.48
Total non-current liabilities		1,271.26	1,931.47
Current liabilities			
Financial liabilities			
(i) Borrowings	23	1,492.22	1,694.47
(ii) Lease liability	24	19.70	-
(iii) Trade payables	25		
- Due to micro and small enterprises		1,214.20	371.88
- Due to Others		1,585.81	2,723.38
(iv) Other financial liabilities	26	254.70	1,332.23
Other current liabilities	27	217.96	126.09
Provisions	28	103.24	113.35
Total current liabilities		4,887.83	6,361.40
TOTAL EQUITY AND LIABILITIES		19,591.05	16,207.71

Notes 1 to 49 form an integral part of the financial statements

This is the Balance Sheet referred to in our audit report of even date

For S G C O & Co. LLP

Chartered Accountants

Firm Registration No : 112081W/W100184

Sd/-

Suresh Murarka

Partner

Mem. No. 44739

For and on behalf of the Board of Directors

Sd/-

Atul Ranchal

Chairman

Din : 01998361

Sd/-

Prashant Rathi

CFO

Sd/-

Rajesh Mahajan

Managing Director

Din : 02000634

Sd/-

Jyoti Sancheti

Company Secretary

Place: Mumbai

Date : 30th May, 2022

Place: Mumbai

Date : 30th May, 2022

Consolidated Statement of Profit and Loss for the year ended 31 March 2022

Particulars	Note No.	Rs. (in Lakhs)	
		Year ended 31 March 2022	Year ended March 31, 2021
Income			
Revenue from operations	29	9,107.72	7,724.69
Other income	30	90.91	73.55
Total income		9,198.63	7,798.24
Expenses			
Cost of materials consumed	31	6,293.45	4,667.27
Purchases of stock-in-trade	32	195.85	423.65
Changes in inventories of finished goods, work - in progress	33	(210.47)	(333.58)
Employee benefits expense	34	1,914.95	1,436.83
Finance costs	35	309.69	309.84
Depreciation and amortisation expense	3	735.07	714.33
Other expenses	36	2,349.86	1,478.43
Total expenses		11,588.40	8,696.77
Profit / (Loss) before tax		(2,389.77)	(898.53)
Share of Profit/(loss) of Associate		-	(0.80)
Profit / (Loss) before tax		(2,389.77)	(899.33)
Tax expense/ (credit)			
- Current tax		-	-
- Deferred tax		(458.51)	322.99
- Tax of earlier years		-	715.23
Total tax expense/ (credit)		(458.51)	1,038.22
Profit/ (loss) for the year (A)		(1,931.26)	(1,937.55)
Other comprehensive income (OCI)			
Items not to be reclassified subsequently to profit or loss			
- Measurement of defined employee benefit plans		2.73	10.79
- Gain on remeasuring FVTPL financial assets		3.81	-
Other comprehensive income for the year, net of tax (B)		6.54	10.79
Total comprehensive income/ (loss) for the year, net of tax (A+B)		(1,924.72)	(1,926.76)
Net Profit/(loss) attributable to :			
- Owners		(1,618.76)	(1,937.55)
- Non-controlling interest		(312.50)	-
Other Comprehensive Income attributable to :			
- Owners		9.01	10.79
- Non-controlling interest		(2.47)	-
Total Comprehensive Income attributable to :			
- Owners		(1,609.75)	(1,926.76)
- Non controlling interest		(314.97)	-
Earnings per equity share of Rs. 10 each	37		
Basic and diluted (in Rs.)		(7.82)	(7.10)

Notes 1 to 49 form an integral part of the financial statements

This is the statement of profit and loss referred to in our audit report of even date

For S G C O & Co. LLP

Chartered Accountants

Firm Registration No : 112081W/W100184

Sd/-

Suresh Murarka

Partner

Mem. No. 44739

For and on behalf of the Board of Directors

Sd/-

Atul Ranchal

Chairman

Din : 01998361

Sd/-

Prashant Rathi

CFO

Sd/-

Rajesh Mahajan

Managing Director

Din : 02000634

Sd/-

Jyoti Sancheti

Company Secretary

Place: Mumbai

Date : 30th May, 2022

Place: Mumbai

Date : 30th May, 2022

Consolidated Cash Flow Statement for the Year ended March 31, 2022

Particulars	Rs. (in Lakhs)	
	Year ended 31 March 2022	Year ended March 31, 2021
A. CASH FLOW FROM OPERATING ACTIVITIES		
Net (loss) / profit before tax	(2,389.77)	(899.33)
Adjustments for		
Depreciation and amortisation expense	735.07	714.33
Finance cost	309.69	309.84
Interest income	(8.77)	(16.94)
Remeasurement of Defined benefit obligations	2.73	10.79
Dividend from current investments	(0.30)	(0.30)
Provision for Doubtful Capital Advance	-	18.65
Liability no longer payable	(22.26)	-
Recovery of Bad debts	(10.74)	-
Profit on sale of asset	(13.10)	-
Loss on discarded asset	-	5.61
Provision for Expected credit loss	92.87	4.62
Unrealised Foreign Exchange Gain	22.21	(17.64)
Operating profit before working capital changes	(1,282.37)	129.62
Adjustments for changes in working capital:		
Decrease / (increase) in Trade Receivables	(500.57)	199.42
Decrease / (increase) in Inventories	(391.93)	(982.82)
Decrease / (increase) in Other Assets	(289.81)	(189.38)
Decrease / (increase) in Other Financial Assets	(76.06)	46.39
(Decrease) / Increase in Trade and Other Payables	(270.05)	473.76
(Decrease) / Increase in Other Financial Liabilities	(1,047.53)	1,154.38
(Decrease) / Increase in Other Liabilities	91.86	(16.81)
(Decrease) / Increase in provisions		
(Decrease) / Increase in Long term Provisions	62.86	33.15
(Decrease) / Increase in Short term Provisions	(10.12)	18.52
Cash generated from / (used in) operations	(3,713.71)	866.26
Direct taxes paid (net of refunds received)	(30.36)	(420.38)
Net cash (used in) / from generated from operating activities	(3,744.07)	445.88
B. CASH FLOW FROM INVESTING ACTIVITIES		
Purchase of property, plant and equipment (including capital work in progress and capital advances)	(2,321.53)	(561.38)
Proceeds from sale of property, plant and equipment	291.00	-
Capital Advance	(439.70)	-
Purchase of Investments	-	-
Net (investments in)/ proceeds from bank deposits (having original maturity of more than three months)	(29.71)	31.18
Interest received	8.77	16.95
Dividend received	0.30	0.30
Net cash (used in) / generated from investing activities	(2,490.86)	(512.96)

Particulars	Rs. (in Lakhs)	
	Year ended 31 March 2022	Year ended March 31, 2021
C. CASH FLOW FROM FINANCING ACTIVITIES		
Money received against share warrants and issue of shares on Rights basis	-	-
Proceeds by Minority Interest	7,441.85	-
Proceeds/ (Repayment) from borrowings (net)	(717.20)	438.13
Repayment of Lease Liabilities	(7.90)	(20.70)
Finance costs paid	(309.69)	(301.55)
Net cash (used in) / from financing activities	6,407.06	115.88
Net decrease in cash and cash equivalents (A+B+C)	172.11	48.80
Cash and cash equivalents at the beginning of the year	88.39	39.59
Cash and cash equivalents at the end of the year	260.50	88.39

Note:

- The above cash flow statement has been prepared under the "Indirect Method" as set out in the Indian Accounting Standard (Ind AS 7) - Statement of Cash Flow.
- Components of cash and cash equivalents considered only for the purpose of cash flow statement as follows :

Particulars	Rs. In Lakhs	
	Year ended 31 March 2022	Year ended March 31, 2021
In bank current accounts	255.98	83.10
Cash on hand	4.52	5.29
Fixed deposits with original maturity of less than 3 months	-	-
	260.50	88.39

- Previous year's figures have been regrouped and rearranged wherever necessary in order to confirm to current year's classification.

Notes 1 to 49 form an integral part of the financial statements

This is the Cash Flow Statement referred to in our audit report of even date

For S G C O & Co. LLP

Chartered Accountants

Firm Registration No : 112081W/W100184

Sd/-

Suresh Murarka

Partner

Mem. No. 44739

Place: Mumbai

Date : 30th May, 2022

For and on behalf of the Board of Directors

Sd/-

Atul Ranchal

Chairman

Din : 01998361

Sd/-

Prashant Rathi

CFO

Place: Mumbai

Date : 30th May, 2022

Sd/-

Rajesh Mahajan

Managing Director

Din : 02000634

Sd/-

Jyoti Sancheti

Company Secretary

Consolidated Statement of Changes in Equity for the Year ended 31st March, 2022

Rs. (in Lakhs)

A) Equity share capital

Particulars	Balance at the beginning of the current reporting period	Changes in Equity Share Capital due to prior period errors	Restated balance at the beginning of the current reporting period	Changes in equity share capital during the current period	Balance at the end of the current reporting period
As at March 31, 2022					
Equity Share Capital	2,470.28	-	-	-	2,470.28
As at March 31, 2021					
Equity Share Capital	2,470.28	-	-	-	2,470.28

B) Other Equity

Particulars	Reserves and surplus		Other comprehensive income	Total equity attributable to equity holders
	Securities premium	Retained earnings	Remeasurement of Defined Benefit Plans	
As at 1 April 2020	6,800.03	552.68	18.60	7,371.31
Adjustment in retained earning due to Slump sale	-	(1,937.55)	-	(1,937.55)
Other Comprehensive Income for the year	-	-	10.79	10.79
As at 31 March 2021	6,800.03	(1,384.87)	29.39	5,444.55
Profit/ (Loss) for the year	-	(1,618.76)	-	(1,619)
Other Comprehensive Income for the year	-	-	9.01	9.01
As at 31 March 2022	6,800.03	(3,003.63)	38.40	3,834.81

Notes 1 to 49 form an integral part of the financial statements

In terms of our report on even date

For S G C O & Co. LLP

 Chartered Accountants
 FRN : 112081W/W100184
 Sd/-
Suresh Murarka
 Partner
 Mem. No. 044739

For and on behalf of the Board of Directors

Sd/-	Sd/-
Atul Ranchal	Rajesh Mahajan
Chairman	Managing Director
Din : 01998361	Din : 02000634
Sd/-	Sd/-
Prashant Rathi	Jyoti Sancheti
CFO	Company Secretary

 Place: Mumbai
 Date : 30th May 2022

 Place: Mumbai
 Date : 30th May 2022

Accompanying notes to the consolidated financial statement for the Year ended March 31, 2022

Note 1 Corporate Information

Brooks Laboratories Limited is a public company domiciled in India and incorporated under the provisions of the Companies Act, 1956 and was incorporated on 23rd January, 2002. The shares of the company are listed on BSE & NSE in India. The Company has manufacturing plants at Baddi, Himachal Pradesh. The Company is a pharmaceutical manufacturing company working on contract basis.

The Company along with its subsidiaries and its associates has been collectively hereinafter referred to as "the Group".

Note 2 Significant Accounting Policies

i Basis of Preparation

The consolidated financial statements of the Group have been prepared to comply in all material respects with the Indian Accounting Standards ("Ind AS") notified under the Companies (Accounting Standards) Rules, 2015.

The consolidated financial statements have been prepared under the historical cost convention with the exception of certain financial assets and liabilities which have been measured at fair value, on an accrual basis of accounting.

All the assets and liabilities have been classified as current and non-current as per normal operating cycle of the Group and other criteria set out in as per the guidance set out in Schedule III to the Act. Based on nature of services, the Group ascertained its operating cycle as 12 months for the purpose of current and non-current classification of asset and liabilities.

The Group's consolidated financial statements are reported in Indian Rupees, which is also the Group's functional currency, and all values are rounded to the nearest lakhs (INR 00,000), except when otherwise indicated.

ii Principles of Consolidation

The Consolidated Financial Statements comprise of the financial statements of Brooks Laboratories Limited and its subsidiaries and associates. The financial statements have been prepared on the following basis:

Subsidiaries :

The Consolidated financial statements have been prepared on the following basis:

- (a) The Consolidated financial statements of the Company and its subsidiary companies have been consolidated on a line by line basis by adding together the book values of like items of assets, liabilities, income and expenses, after eliminating intra-group balances / transactions and elimination of resulting unrealized profits / losses in accordance with Indian Accounting Standard ('Ind AS') - 110 'Consolidated Financial Statements' notified by the Companies (Accounting Standards) Rules, 2006 read with Rule 7 to the Companies (Accounts) Rules 2014 in respect of Section 133 of the Companies Act, 2013.
- (b) Goodwill on consolidation represents the excess of cost of acquisition at each point of time of making the investment in the subsidiary Group's share in the net worth of a subsidiary, as per Indian Accounting Standard (Ind AS) 110 "Consolidated Financial Statements". For this purpose, the Group's share of net worth is determined on the basis of the latest financial statements, prior to the acquisition, after making necessary adjustments for material events between the date of such financial statements and the date of respective acquisition. Capital reserve on consolidation represents negative goodwill arising on consolidation. In the event of cessation of operations of a subsidiary, the unimpaired goodwill is written off fully.
- (c) Minority interest in net profits or losses of consolidated subsidiaries for the year is identified and adjusted against the income or loss in order to arrive at the net income or loss attributable to the shareholders of the Company. Minority interest in the net assets of consolidated subsidiaries consists of the amount of equity attributable to the minority shareholders at the dates on which investments are made by the Company in the subsidiary companies and further movements in their share in the equity, subsequent to the dates of initial investments as stated above. Their share of net assets is identified and presented in the Consolidated Balance Sheet separately. Where accumulated losses attributable to the minorities are in excess of their equity, in the absence of the contractual/legal obligation on the minorities, the same is accounted for by the Holding Company.
- (d) Financial statements are prepared using uniform policies for like transaction and other events in similar circumstances and are presented, to the extent possible, in the same manner as the Company's separate financial statements.
- (e) Notes to the financial statements represent notes involving items which are considered material and are accordingly disclosed. Materiality for the purpose is assessed in relation to the information contained in the financial statements. Further, additional statutory information disclosed in separate financial statements of the subsidiary and / or a parent having no bearing on the true and fair view of the financial statements has not been disclosed in these financial statements.

Accompanying notes to the consolidated financial statement for the Year ended March 31, 2022

- (f) The gains /losses in respect of part dilution of stake in subsidiary companies pursuant to issue of additional shares to minority shareholders are recognized directly in capital reserve under Reserves and surplus in the Balance Sheet. The gains /losses in respect of part divestment of stake in subsidiary companies pursuant to sale of shares by the Holding Company are recognized in the Statement of Profit and Loss.

Associates :

- (a) The Group's investments in its associate are accounted for using the equity method. Under the equity method, the investment in an associate is initially recognised at cost. Goodwill relating to the associate is included in the carrying amount of the investment and is not tested for impairment individually. The statement of profit and loss reflects the Group's share of the results of operations of the associate .The aggregate of the Group's share of profit or loss of an associate is shown on the face of the statement of profit and loss. If an entity's share of losses of an associate equals or exceeds its interest in the associate (which includes any long term interest that, in substance, form part of the Group's net investment in the associate), the entity discontinues recognising its share of further losses. Upon loss of significant influence over the associate, the Group measures and recognises any retained investment at its fair value. Any difference between the carrying amount of the associate upon loss of significant influence and the fair value of the retained investment and proceeds from disposal is recognised in profit or loss.

iii Accounting Estimates

The preparation of the financial statements, in conformity with the Ind AS, requires the management to make estimates and assumptions that affect the application of accounting policies and the reported amounts of assets and liabilities and disclosure of contingent liabilities as at the date of financial statements and the results of operation during the reported period. Although these estimates are based upon management's best knowledge of current events and actions, actual results could differ from these estimates which are recognised in the period in which they are determined.

Estimates and assumptions

The key assumptions concerning the future and other key sources of estimation uncertainty at the reporting date, that have a significant risk of causing a material adjustment to the carrying amounts of assets and liabilities within the next financial year. The Group based its assumptions and estimates on parameters available when the financial statements were prepared. Existing circumstances and assumptions about future developments, however, may change due to market changes or circumstances arising that are beyond the control of the Group. Such changes are reflected in the financial statements in the period in which changes are made and, if material, their effects are disclosed in the notes to the financial statements.

Deferred tax assets

In assessing the realisability of deferred income tax assets, management considers whether some portion or all of the deferred income tax assets will not be realized. The ultimate realization of deferred income tax assets is dependent upon the generation of future taxable income during the periods in which the temporary differences become deductible. Management considers the scheduled reversals of deferred income tax liabilities, projected future taxable income, and tax planning strategies in making this assessment. Based on the level of historical taxable income and projections for future taxable income over the periods in which the deferred income tax assets are deductible, management believes that the Group will realize the benefits of those deductible differences. The amount of the deferred income tax assets considered realizable, however, could be reduced in the near term if estimates of future taxable income during the carry forward period are reduced.

Defined benefit plans

The cost and present value of the gratuity obligation and compensated absences are determined using actuarial valuations. An actuarial valuation involves making various assumptions that may differ from actual developments in the future. These include the determination of the discount rate, future salary increases, attrition rate and mortality rates. Due to the complexities involved in the valuation and its long-term nature, a defined benefit obligation is highly sensitive to changes in these assumptions. All assumptions are reviewed at each reporting date.

iv Property, Plant and Equipment

Property, Plant and Equipment are stated at cost of acquisition including attributable interest and finance costs, if any, till the date of acquisition/ installation of the assets less accumulated depreciation and accumulated impairment losses, if any. Subsequent expenditure relating to Property, Plant and Equipment is capitalised only when it is probable that future economic benefits associated with the item will flow to the Group and the cost of the item can be measured reliably. All other repairs and

Accompanying notes to the consolidated financial statement for the Year ended March 31, 2022

maintenance costs are charged to the Statement of Profit and Loss as incurred. The cost and related accumulated depreciation are eliminated from the financial statements, either on disposal or when retired from active use and the resultant gain or loss are recognised in the Statement of Profit and Loss.

Capital work-in-progress, representing expenditure incurred in respect of assets under development and not ready for their intended use, are carried at cost. Cost includes related acquisition expenses, construction cost, related borrowing cost and other direct expenditure.

v Depreciation/ Amortisation

- a) Depreciation on Property, Plant and Equipment has been provided on a pro-rata basis on the straight-line method over the estimated useful lives of the assets which are in agreement with the rates prescribed under schedule II to the Companies Act 2013, except for the category of assets mentioned in Table B in order to reflect the actual usage of the asset.
- b) Intangible assets consisting of softwares, licenses and Dossier/ Marketing Rights are amortised over their useful life.

Table A showing category of assets of which useful life are as prescribed under Companies Act

Sr. No.	Asset category	As per Companies Act 2013
1	Plant & Machinery	7- 20 years
2	Lab Equipments	10 years
3	Computer	3 years
4	Office Equipments	5 years
5	Furniture	10 years
6	Electrical Installation	10 years
7	Factory Building	30 Years
8	Office Premises	60 Years
9	Server	6 years
10	Vehicles	8-10 years

The Group, based on technical assessment made by technical expert and management estimate, depreciates certain items of property plant and equipment (as mentioned above) over estimated useful lives which are different from the useful lives prescribed under Schedule II to the Companies Act, 2013. The management believes that these estimated useful lives are realistic and reflect fair approximation of the period over which the assets are likely to be used.

vi Investment Property

Investment properties are held to earn rentals or for capital appreciation, or both. Investment properties are measured initially at their cost of acquisition. The cost comprises purchase price, borrowing cost if capitalization criteria are met and directly attributable cost of bringing the asset to its working condition for the intended use. Any trade discount and rebates are deducted in arriving at the purchase price.

Subsequent costs are included in the asset's carrying amount or recognised as a separate asset, as appropriate, only when it is probable that future economic benefits associated with the item will flow to the Group. All other repair and maintenance costs are recognised in statement of profit and loss as incurred.

Though the Group measures investment property using cost based measurement, the fair value of investment property is disclosed in the notes.

Investment Property is initially measured at cost including transaction costs. Subsequent to initial recognition, investment properties are stated at cost less accumulated depreciation and accumulated impairment loss, if any.

Any gain or loss on disposal of investment property calculated as the difference between the net proceeds from disposal and the carrying amount of the item is recognised in Statement of Profit & Loss.

Accompanying notes to the consolidated financial statement for the Year ended March 31, 2022

vi Financial Instruments

A financial instrument is any contract that gives rise to a financial asset of one entity and a financial liability or equity instrument of another entity.

a) Investment in subsidiaries, associate and joint venture :

Investment in subsidiaries, associates and joint ventures are shown at cost in accordance with the option available in Ind AS 27, 'Separate Financial Statements'. Where the carrying amount of an investment is greater than its estimated recoverable amount, it is written down immediately to its recoverable amount and the difference is transferred to the Statement of Profit and Loss. On disposal of investment, the difference between the net disposal proceeds and the carrying amount is charged or credited to the Statement of Profit and Loss.

b) Financial Assets

Initial Recognition

In the case of financial assets, not recorded at fair value through profit or loss (FVTPL), financial assets are recognised initially at fair value plus transaction costs that are directly attributable to the acquisition of the financial asset. Purchases or sales of financial assets that require delivery of assets within a time frame established by regulation or convention in the market place (regular way trades) are recognised on the trade date, i.e., the date that the Group commits to purchase or sell the asset.

Subsequent Measurement

For purposes of subsequent measurement, financial assets are classified in following categories:

Financial Assets at Amortised Cost

Financial assets are subsequently measured at amortised cost if these financial assets are held within a business model with an objective to hold these assets in order to collect contractual cash flows and the contractual terms of the financial asset give rise on specified dates to cash flows that are solely payments of principal and interest on the principal amount outstanding. Interest income from these financial assets is included in finance income using the effective interest rate ("EIR") method. Impairment gains or losses arising on these assets are recognised in the Statement of Profit and Loss.

Financial Assets Measured at Fair Value

Financial assets are measured at fair value through OCI if these financial assets are held within a business model with an objective to hold these assets in order to collect contractual cash flows or to sell these financial assets and the contractual terms of the financial asset give rise on specified dates to cash flows that are solely payments of principal and interest on the principal amount outstanding. Movements in the carrying amount are taken through OCI, except for the recognition of impairment gains or losses, interest revenue and foreign exchange gains and losses which are recognised in the Statement of Profit and Loss.

Financial asset not measured at amortised cost or at fair value through OCI is carried at FVPL.

Impairment of Financial Assets

In accordance with Ind AS 109, the Group applies the expected credit loss ("ECL") model for measurement and recognition of impairment loss on financial assets and credit risk exposures.

The Group follows 'simplified approach' for recognition of impairment loss allowance on trade receivables. Simplified approach does not require the Group to track changes in credit risk. Rather, it recognises impairment loss allowance based on lifetime ECL at each reporting date, right from its initial recognition.

For recognition of impairment loss on other financial assets and risk exposure, the Group determines that whether there has been a significant increase in the credit risk since initial recognition. If credit risk has not increased significantly, 12-month ECL is used to provide for impairment loss. However, if credit risk has increased significantly, lifetime ECL is used. If, in a subsequent period, credit quality of the instrument improves such that there is no longer a significant increase in credit risk since initial recognition, then the entity reverts to recognising impairment loss allowance based on 12-month ECL.

ECL is the difference between all contractual cash flows that are due to the group in accordance with the contract and all the cash flows that the entity expects to receive (i.e., all cash shortfalls), discounted at the original EIR. Lifetime ECL are the expected credit losses resulting from all possible default events over the expected life of a financial instrument. The

Accompanying notes to the consolidated financial statement for the Year ended March 31, 2022

12-month ECL is a portion of the lifetime ECL which results from default events that are possible within 12 months after the reporting date.

ECL impairment loss allowance (or reversal) recognised during the period is recognised as income/ expense in the Statement of Profit and Loss.

De-recognition of Financial Assets

The Group de-recognises a financial asset only when the contractual rights to the cash flows from the asset expire, or it transfers the financial asset and substantially all risks and rewards of ownership of the asset to another entity.

If the Group neither transfers nor retains substantially all the risks and rewards of ownership and continues to control the transferred asset, the Group recognizes its retained interest in the assets and an associated liability for amounts it may have to pay.

If the Group retains substantially all the risks and rewards of ownership of a transferred financial asset, the Group continues to recognise the financial asset and also recognises a collateralised borrowing for the proceeds received.

c) Equity Instruments and Financial Liabilities

Financial liabilities and equity instruments issued by the Group are classified according to the substance of the contractual arrangements entered into and the definitions of a financial liability and an equity instrument.

Equity Instruments

An equity instrument is any contract that evidences a residual interest in the assets of the Group after deducting all of its liabilities. Equity instruments which are issued for cash are recorded at the proceeds received, net of direct issue costs. Equity instruments which are issued for consideration other than cash are recorded at fair value of the equity instrument.

Financial Liabilities

1) Initial Recognition

Financial liabilities are classified, at initial recognition, as financial liabilities at FVPL, loans and borrowings and payables as appropriate. All financial liabilities are recognised initially at fair value and, in the case of loans and borrowings and payables, net of directly attributable transaction costs.

2) Subsequent Measurement

The measurement of financial liabilities depends on their classification, as described below

Financial liabilities at FVPL

Financial liabilities at FVPL include financial liabilities held for trading and financial liabilities designated upon initial recognition as at FVPL. Financial liabilities are classified as held for trading if they are incurred for the purpose of repurchasing in the near term. Gains or losses on liabilities held for trading are recognised in the Statement of Profit and Loss.

Financial guarantee contracts issued by the Group are those contracts that require a payment to be made to reimburse the holder for a loss it incurs because the specified debtor fails to make a payment when due in accordance with the terms of a debt instrument. Financial guarantee contracts are recognised initially as a liability at fair value, adjusted for transaction costs that are directly attributable to the issuance of the guarantee. Subsequently, the liability is measured at the higher of the amount of loss allowance determined as per impairment requirements of Ind AS 109 and the amount recognised less cumulative amortisation. Amortisation is recognised as finance income in the Statement of Profit and Loss.

Financial liabilities at amortised cost

After initial recognition, interest-bearing loans and borrowings are subsequently measured at amortised cost using the EIR method. Any difference between the proceeds (net of transaction costs) and the settlement or redemption of borrowings is recognised over the term of the borrowings in the Statement of Profit and Loss.

Amortised cost is calculated by taking into account any discount or premium on acquisition and fees or costs that are an integral part of the EIR. The EIR amortisation is included as finance costs in the Statement of Profit and Loss.

Accompanying notes to the consolidated financial statement for the Year ended March 31, 2022

3) De-recognition of Financial Liabilities

Financial liabilities are de-recognised when the obligation specified in the contract is discharged, cancelled or expired. When an existing financial liability is replaced by another from the same lender on substantially different terms, or the terms of an existing liability are substantially modified, such an exchange or modification is treated as de-recognition of the original liability and recognition of a new liability. The difference in the respective carrying amounts is recognised in the Statement of Profit and Loss.

d) Offsetting Financial Instruments

Financial assets and financial liabilities are offset and the net amount is reported in the Balance Sheet if there is a currently enforceable legal right to offset the recognised amounts and there is an intention to settle on a net basis to realise the assets and settle the liabilities simultaneously.

vii Employee Benefits

a Defined Contribution Plan

Contributions to defined contribution schemes such as provident fund, employees' state insurance, labour welfare are charged as an expense based on the amount of contribution required to be made as and when services are rendered by the employees. The above benefits are classified as Defined Contribution Schemes as the Group has no further obligations beyond the monthly contributions.

b Defined Benefit Plan

The Group also provides for gratuity which is a defined benefit plan, the liabilities of which is determined based on valuations, as at the balance sheet date, made by an independent actuary using the projected unit credit method. Re-measurement, comprising of actuarial gains and losses, in respect of gratuity are recognised in the OCI, in the period in which they occur. Re-measurement recognised in OCI are not reclassified to the Statement of Profit and Loss in subsequent periods. Past service cost is recognised in the Statement of Profit and Loss in the year of plan amendment or curtailment. The classification of the Group's obligation into current and non-current is as per the actuarial valuation report.

c Leave entitlement and compensated absences

Accumulated leave which is expected to be utilised within next twelve months, is treated as short-term employee benefit. Leave entitlement, other than short term compensated absences, are provided based on a actuarial valuation, similar to that of gratuity benefit. Re-measurement, comprising of actuarial gains and losses, in respect of leave entitlement are recognised in the Statement of Profit and Loss in the period in which they occur.

d Short-term Benefits

Short-term employee benefits such as salaries, wages, performance incentives etc. are recognised as expenses at the undiscounted amounts in the Statement of Profit and Loss of the period in which the related service is rendered. Expenses on non-accumulating compensated absences is recognised in the period in which the absences occur.

e Termination benefits

Termination benefits are recognised as an expense as and when incurred.

viii Share - Based Compensation

The Group recognizes compensation expense relating to employees stock option plan in statement of profit and loss account in accordance with IND AS 102, Share - Based Payment. Accordingly, compensation expense as determined on the date of the grant is amortised over the vesting period. The Group follows fair value method to calculate the value of the stock options.

ix Cash and Cash Equivalents

Cash and cash equivalents in the Balance Sheet comprises of cash at banks and on hand, which are subject to an insignificant risk of changes in value.

x Borrowing Costs

Borrowing costs consist of interest and other costs that the Group incurs in connection with the borrowing of funds. Also, the EIR amortisation is included in finance costs.

Accompanying notes to the consolidated financial statement for the Year ended March 31, 2022

Borrowing costs relating to acquisition, construction or production of a qualifying asset which takes substantial period of time to get ready for its intended use are added to the cost of such asset to the extent they relate to the period till such assets are ready to be put to use. All other borrowing costs are expensed in the Statement of Profit and Loss in the period in which they occur.

xi Foreign Exchange Translation and Accounting of Foreign Exchange Transaction

a Initial Recognition

Foreign currency transactions are initially recorded in the reporting currency, by applying to the foreign currency amount the exchange rate between the reporting currency and the foreign currency at the date of the transaction. However, for practical reasons, the Group uses a monthly average rate if the average rate approximate the actual rate at the date of the transactions.

b Conversion

Monetary assets and liabilities denominated in foreign currencies are reported using the closing rate at the reporting date. Non-monetary items which are carried in terms of historical cost denominated in a foreign currency are reported using the exchange rate at the date of the transaction.

c Treatment of Exchange Difference

Exchange differences arising on settlement/ restatement of short-term foreign currency monetary assets and liabilities of the Group are recognised as income or expense in the Statement of Profit and Loss except those arising from investment in Non Integral operations.

xii Revenue Recognition

a) Revenue from contracts with customers is recognized on transfer of control of promised goods or services to a customer at an amount that reflects the consideration to which the Group is expected to be entitled to in exchange for those goods or services.

Revenue towards satisfaction of a performance obligation is measured at the amount of transaction price (net of variable consideration) allocated to that performance obligation. The transaction price of goods sold and services rendered is net of variable consideration on account of various discounts and schemes offered by the Group as part of the contract. This variable consideration is estimated based on the expected value of outflow. Revenue (net of variable consideration) is recognized only to the extent that it is highly probable that the amount will not be subject to significant reversal when uncertainty relating to its recognition is resolved.

b) Revenue from sales of goods is recognized net of rebates and discounts on transfer of significant risks and rewards of ownership to the buyer. Sales are considered net of Goods and Services Tax.

c) Interest is recognised on a time proportion basis taking in to account the amount outstanding and the rate applicable.

d) Dividend income is recognised when right to receive the same is established.

xiii Income Tax

Income tax comprises of current and deferred income tax. Income tax is recognised as an expense or income in the Statement of Profit and Loss, except to the extent it relates to items directly recognised in equity or in OCI.

a Current Income Tax

Current income tax is recognised based on the estimated tax liability computed after taking credit for allowances and exemptions in accordance with the Income Tax Act, 1961. Current income tax assets and liabilities are measured at the amount expected to be recovered from or paid to the taxation authorities. The tax rates and tax laws used to compute the amount are those that are enacted or substantively enacted, at the reporting date.

b Deferred Income Tax

Deferred tax is determined by applying the Balance Sheet approach. Deferred tax assets and liabilities are recognised for all deductible temporary differences between the financial statements' carrying amount of existing assets and liabilities and their respective tax base. Deferred tax assets and liabilities are measured using the enacted tax rates or tax rates that are substantively enacted at the Balance Sheet date. The effect on deferred tax assets and liabilities of a change in tax rates is recognised in the period that includes the enactment date. Deferred tax assets are only recognised to the extent that it is probable that future taxable profits will be available against which the temporary differences can be utilised. Such assets are reviewed at each Balance Sheet date to reassess realisation.

Accompanying notes to the consolidated financial statement for the Year ended March 31, 2022

Deferred tax assets and liabilities are offset when there is a legally enforceable right to offset. Current tax assets and tax liabilities are offset where the entity has a legally enforceable right to offset and intends either to settle on a net basis, or to realise the asset and settle the liability simultaneously.

Minimum Alternative Tax ("MAT") credit is recognised as an asset only when and to the extent it is probable that the Group will pay normal income tax during the specified period.

xiv Impairment of Non-Financial Assets

As at each Balance Sheet date, the Group assesses whether there is an indication that a non-financial asset may be impaired and also whether there is an indication of reversal of impairment loss recognised in the previous periods. If any indication exists, or when annual impairment testing for an asset is required, the Group determines the recoverable amount and impairment loss is recognised when the carrying amount of an asset exceeds its recoverable amount.

Recoverable amount is determined:

- In case of an individual asset, at the higher of the assets' fair value less cost to sell and value in use; and
- In case of cash generating unit (a group of assets that generates identified, independent cash flows), at the higher of cash generating unit's fair value less cost to sell and value in use.

In assessing value in use, the estimated future cash flows are discounted to their present value using pre-tax discount rate that reflects current market assessments of the time value of money and risk specified to the asset. In determining fair value less cost to sell, recent market transaction are taken into account. If no such transaction can be identified, an appropriate valuation model is used.

Impairment losses of continuing operations, including impairment on inventories, are recognised in the Statement of Profit and Loss, except for properties previously revalued with the revaluation taken to OCI. For such properties, the impairment is recognised in OCI up to the amount of any previous revaluation.

When the Group considers that there are no realistic prospects of recovery of the asset, the relevant amounts are written off. If the amount of impairment loss subsequently decreases and the decrease can be related objectively to an event occurring after the impairment was recognised, then the previously recognised impairment loss is reversed through the Statement of Profit and Loss.

xv Trade receivables

A receivable is classified as a 'trade receivable' if it is in respect of the amount due on account of goods sold or services rendered in the normal course of business. Trade receivables are recognised initially at fair value and subsequently measured at amortised cost using the EIR method, less provision for impairment.

xvi Trade payables

A payable is classified as a 'trade payable' if it is in respect of the amount due on account of goods purchased or services received in the normal course of business. These amounts represent liabilities for goods and services provided to the Group prior to the end of the financial year which are unpaid. These amounts are unsecured and are usually settled as per the payment terms stated in the contract. Trade and other payables are presented as current liabilities unless payment is not due within 12 months after the reporting period. They are recognised initially at their fair value and subsequently measured at amortised cost using the EIR method.

xvii Inventories

Inventories are valued as follows:

- Finished Goods are valued at lower of cost or net realisable value.
- Raw Material are valued at lower of cost or net realisable value.
- Packing Materials are valued at cost or net realisable value.
- Work in process is valued at lower of cost or net realisable value.
- Stock in trade is valued at a lower of cost or net realizable value.

Cost is arrived at on weighted average cost method.

Accompanying notes to the consolidated financial statement for the Year ended March 31, 2022

xviii Leases

Group as a lessee

The Group's lease asset classes primarily consist of leases for land and buildings. The Group assesses whether a contract contains a lease, at inception of a contract. A contract is, or contains, a lease if the contract conveys the right to control the use of an identified asset for a period of time in exchange for consideration. To assess whether a contract conveys the right to control the use of an identified asset, the Group assesses whether: (i) the contract involves the use of an identified asset (ii) the Group has substantially all of the economic benefits from use of the asset through the period of the lease and (iii) the Group has the right to direct the use of the asset.

The lease liability is initially measured at amortized cost at the present value of the future lease payments. The lease payments are discounted using the interest rate implicit in the lease or, if not readily determinable, using the incremental borrowing rates in the country of domicile of these leases. Lease liabilities are remeasured with a corresponding adjustment to the related right of use asset if the Group changes its assessment of whether it will exercise an extension or a termination option.

Lease liability and ROU asset have been separately presented in the Balance Sheet and lease payments have been classified as financing cash flows.

Group as a lessor

Leases for which the Group is a lessor is classified as a finance or operating lease. Whenever the terms of the lease transfer substantially all the risks and rewards of ownership to the lessee, the contract is classified as a finance lease. All other leases are classified as operating leases.

When the Group is an intermediate lessor, it accounts for its interests in the head lease and the sublease separately. The sublease is classified as a finance or operating lease by reference to the right-of-use asset arising from the head lease.

For operating leases, rental income is recognized on a straight line basis over the term of the relevant lease.

xix Earnings Per Share

Basic earnings per share is computed by dividing the net profit or loss for the period attributable to the equity shareholders of the Group by the weighted average number of equity shares outstanding during the period. The weighted average number of equity shares outstanding during the period and for all periods presented is adjusted for events, such as bonus shares, other than the conversion of potential equity shares, that have changed the number of equity shares outstanding, without a corresponding change in resources.

Diluted earnings per share is computed by dividing the net profit or loss for the period attributable to the equity shareholders of the Group and weighted average number of equity shares considered for deriving basic earnings per equity share and also the weighted average number of equity shares that could have been issued upon conversion of all dilutive potential equity shares. The dilutive potential equity shares are adjusted for the proceeds receivable had the equity shares been actually issued at fair value (i.e. the average market value of the outstanding equity shares).

xx Provisions, Contingent Liabilities and Contingent Assets

A provision is recognised when the Group has a present obligation (legal or constructive) as a result of past events and it is probable that an outflow of resources embodying economic benefits will be required to settle the obligation, in respect of which a reliable estimate can be made of the amount of obligation. Provisions (excluding gratuity and compensated absences) are determined based on management's estimate required to settle the obligation at the Balance Sheet date. In case the time value of money is material, provisions are discounted using a current pre-tax rate that reflects the risks specific to the liability. When discounting is used, the increase in the provision due to the passage of time is recognised as a finance cost. These are reviewed at each Balance Sheet date and adjusted to reflect the current management estimates.

Contingent liabilities are disclosed in respect of possible obligations that arise from past events, whose existence would be confirmed by the occurrence or non-occurrence of one or more uncertain future events not wholly within the control of the Group. A contingent liability also arises, in rare cases, where a liability cannot be recognised because it cannot be measured reliably.

xxi Share Issue Expenses

Share issue expenses are adjusted against the Securities Premium Account as permissible under Section 52(2) of the Companies Act, 2013, to the extent balance is available for utilization in the Securities Premium Account.

Accompanying notes to the consolidated financial statement for the Year ended March 31, 2022

xxii Rounding of amounts

All amounts disclosed in the financials statements and notes have been rounded off to the nearest lakhs as per the requirement of Schedule III.

xxii Business Combination Involving Entities Under Common Control

A business combination involving entities or businesses under common control is a business combination in which all of the combining entities or businesses are ultimately controlled by the same party or parties both before and after the business combination and the control is not transitory.

Business Combination involving entities or businesses under common control shall be accounted for using the pooling of interest method based on the predecessor values retrospectively for all periods presented.

The pooling of interest method is considered to involve the following:

- (i) The assets and liabilities of the combining entities are reflected at their carrying amounts.
- (ii) No adjustments are made to reflect fair values, or recognise any new assets or liabilities. The only adjustments that are made are to harmonies accounting policies and tax adjustments if any.
- (iii) The components of other equity of the acquired companies are added to the same components within other equity except that any share capital and investments in the books of the acquiring entity is cancelled and the differences, if any, is adjusted in the opening retained earnings.
- (iv) The financial information in the financial statements in respect of prior periods are restated as if the business combination had occurred from the beginning of the preceding period in the financial statements, irrespective of the actual date of the combination. However, if business combination had occurred after that date, the prior period information shall be restated only from that date.

Accompanying notes to the consolidated financial statement for the Year ended March 31, 2022

Particulars	Rs. (in Lakhs)											
	Land	Factory Building	Office Building	Plant and Machinery	Lab Equipments	Electrical Installations	Furniture & Fixtures	Vehicles	Office Equipment	Computer	Server	Total
Year ended March 31, 2021												
Gross carrying value												
Balance as at 1 April, 2020	1,740.69	4,405.25	297.41	5,680.80	10.13	470.04	146.96	225.32	68.52	38.20	42.94	13,126.25
Additions	130.64	-	-	276.24	1.03	1.18	0.58	-	3.93	7.60	-	421.19
Disposals / adjustments	-	-	-	(0.50)	-	-	-	-	-	-	-	(0.50)
Less : Transferred to Non current Assets held for sale	-	-	(275.43)	-	-	-	-	-	-	-	-	(275.43)
Balance as at 31 March 2021	1,871.32	4,405.25	21.98	5,956.53	11.16	471.22	147.54	225.32	72.44	45.80	42.94	13,271.51
Accumulated depreciation												
Balance as at 1 April, 2020	-	472.62	19.83	1,040.69	5.82	144.12	50.99	89.33	39.66	31.05	21.97	1,916.08
Depreciation charge during the year	-	150.52	5.04	380.59	0.73	47.36	15.40	54.08	8.80	6.73	7.15	676.39
Deletions / Adjustments	-	-	-	(0.23)	-	-	-	-	-	-	-	(0.23)
Less : Transferred to Non current Assets held for sale	-	-	(23.37)	-	-	-	-	-	-	-	-	(23.37)
Balance as at 31 March 2021	-	623.14	1.49	1,421.05	6.56	191.48	66.39	143.41	48.45	37.78	29.13	2,568.88
Net Carrying Amount as at March, 31, 2021	1,871.32	3,782.11	20.49	4,535.48	4.60	279.75	81.15	81.91	23.99	8.02	13.81	10,702.63
Year ended March 31, 2022												
Gross carrying value												
Balance as at 1 April 2021	1,871.32	4,405.25	21.98	5,956.53	11.16	471.22	147.54	225.32	72.44	45.80	42.94	13,271.51
Additions	-	52.60	-	337.03	0.30	10.27	121.60	-	35.45	69.86	205.55	832.67
Disposals / adjustments	-	-	-	(7.74)	-	-	(25.75)	-	(0.73)	-	-	(34.22)
Balance as at 31 March 2022	1,871.32	4,457.85	21.98	6,285.82	11.46	481.50	243.39	225.32	107.17	115.66	248.49	14,138.40
Accumulated depreciation												
Balance as at 1 April 2021	-	623.14	1.49	1,421.05	6.56	191.48	66.39	143.41	48.45	37.78	29.13	2,568.88
Depreciation charge during the year	-	151.63	0.37	405.28	0.74	47.66	19.50	25.92	7.63	10.86	21.88	691.46
Deletions / Adjustments	-	-	-	(5.86)	-	-	(16.04)	-	(0.73)	-	-	(22.63)
Balance as at 31 March 2022	-	774.78	1.86	1,820.47	7.29	239.13	69.84	169.33	55.36	48.65	51.01	3,237.71
Net Carrying Amount as at March 31, 2022	1,871.32	3,683.08	20.12	4,465.36	4.17	242.36	173.55	55.99	51.81	67.01	197.48	10,832.25

Accompanying notes to the consolidated financial statement for the Year ended March 31, 2022

Note 3A : Capital work in progress	Rs. (in Lakhs)
Particulars	Amount
Year ended March 31, 2021	
Gross carrying value as on April 1, 2020	67.55
Additions	-
Transfer to Property, Plant & Equipment	-
Gross carrying value as on March 31, 2021	67.55
Year ended March 31, 2022	
Gross carrying value as of April 1, 2021	67.55
Additions	1,601.02
Transfer to Property, Plant & Equipment	(157.83)
Gross carrying value as on March 31, 2022	1,510.74

CWIP ageing schedule as on 31st March 2021:

Capital-Work-in Progress	Less than 1 year	1-2 years	2-3 years	More than 3 years	Total
Projects in progress	67.55	-	-	-	67.55
Projects temporarily suspended	-	-	-	-	-
Total	67.55	-	-	-	67.55

CWIP ageing schedule as on 31st March 2022:

Capital-Work-in Progress	Less than 1 year	1-2 years	2-3 years	More than 3 years	Total
Projects in progress	1,443.19	67.55	-	-	1,510.74
Projects temporarily suspended	-	-	-	-	-
Total	1,443.19	67.55	-	-	1,510.74

Note 3B : Right to use of Assets

Particulars	Office Premises	Total
Year ended March 31, 2021		
Gross Carrying Amount		
Balance as at April, 1, 2020	91.32	91.32
Additions	-	-
Disposals	(91.32)	(91.32)
Balance as at March 31, 2021	-	-
Accumulated Depreciation		
Balance as at April, 1, 2020	23.84	23.84
Depreciation charge during the year	23.775	23.77
Disposals	(47.61)	(47.61)
Balance as at March 31, 2021	-	-
Net Carrying Amount as at March 31, 2021	-	-
Year ended March 31, 2022		

Accompanying notes to the consolidated financial statement for the Year ended March 31, 2022

Particulars	Office Premises	Total
Gross Carrying Amount		
Balance as at April, 1, 2021	-	-
Additions	236.23	236.23
Disposals	(123.74)	(123.74)
Transfers	-	-
Balance as at March 31, 2022	112.49	112.49
Accumulated Depreciation		
Balance as at April, 1, 2021	-	-
Depreciation charge during the year	25.02	25.02
Disposals	(18.56)	(18.56)
Balance as at March 31, 2022	6.46	6.46
Net Carrying Amount as at March 31, 2022	106.03	106.03

Note 3C : Intangible Assets

Particulars	Rs. (in Lakhs)		
	Software	Dossiers evaluation & Product License	Total
Year ended 31 March 2021			
Gross carrying value			
Balance as at 1 April, 2020	12.00	10.25	22.25
Additions	0.11	48.60	48.71
Balance as at 31 March 2021	12.11	58.85	70.96
Accumulated Amortisation			
Balance as at 1 April, 2020	4.06	1.15	5.21
Amortisation charge for the year	2.40	9.56	11.95
Balance as at 31 March 2021	6.46	10.70	17.16
Less : Transfer in Slump sales	-	-	-
Closing Net Carrying Amount as at 31 March 2021	5.65	48.15	53.80
Year ended 31 March 2022			
Gross carrying value			
Balance as at 1 April, 2021	12.11	58.85	70.96
Additions	27.11	-	27.11
Disposal/Discard	-	-	-
Balance as at 31 March 2022	39.22	58.85	98.08
Accumulated Amortisation			
Balance as at 1 April, 2021	6.46	10.70	17.16
Amortisation charge for the year	3.59	14.25	17.84
Balance as at 31 March 2022	10.05	24.96	35.00
Closing Net Carrying Amount as at 31 March 2022	29.18	33.90	63.08

Accompanying notes to the consolidated financial statement for the Year ended March 31, 2022

Note 3D : Intangible asset under development	Rs. (in Lakhs)
Particulars	Amount
Year Ended 31st March 2021	
Gross carrying value	
Balance as at 1 April, 2020	10.99
Additions	4.01
Less : Deletion	-
Balance as at 31 March 2021	15.00
Accumulated Depreciation	
Balance as at 1 April, 2020	-
Additions	-
Balance as at 31 March 2021	-
Closing Net Carrying Amount as at 31 March 2021	15.00
Year Ended 31st March 2022	
Gross carrying value	
Balance as at 1 April, 2021	15.00
Additions	-
Less : Deletion	15.00
Balance as at 31 March 2022	-
Accumulated Depreciation	-
Additions	-
Balance as at 31 March 2022	-
Closing Net Carrying Amount as at 31 March 2022	-

Intangible asset under development ageing schedule as on 31st March 2022

Particulars	Less than 1 year	1-2 years	2-3 years	More than 3 years	Total
Projects in progress	15.00	-	-	-	15.00
Projects temporarily suspended	-	-	-	-	-
Total	15.00	-	-	-	15.00

Note 4 : Investments

Particulars	As at 31 March 2022	As at 31 March 2021
I. Investments valued at FVTPL (Unquoted)		
Investment in equity shares		
i) In other companies	5.81	2.00
Total non-current investments	5.81	2.00

Accompanying notes to the consolidated financial statement for the Year ended March 31, 2022

Rs. (in Lakhs)

Note 4.1 Detailed list of non-current investments

Face value of Rs. 10 each, unless otherwise stated

Particulars	As at 31 March 2022		As at 31 March 2021	
	Nos	Rs. in lakhs	Nos	Rs. in lakhs
I. Investments valued at FVTPL (Unquoted)				
i) Investment in other companies				
Shivalik Solid Waste Management Limited (Face Value of Rs. 10/- each, fully paid)	20,000	5.81	20,000	2.00
Total non-current investments	20,000	5.81	20,000	2.00

Particular	As at 31 March 2022	As at 31 March 2021
Aggregate of non-current investments:		
Book value of investments (net of impairment allowance)	5.81	2.00
Investments carried at deemed cost	-	-
Investments carried at fair value through profit and loss	5.81	2.00

Note 5 : Security Deposit

(Unsecured, Considered Good)

Particular	As at 31 March 2022	As at 31 March 2021
Security Deposits	162.62	179.76
Less : ECL provision	(36.92)	(33.75)
	125.70	146.01

Note 6 : Other financial assets

(Unsecured, Considered Good)

Particular	As at 31 Mar 2022	As at 31 March 2021
Fixed Deposits	21.96	30.76
	21.96	30.76

Note 7 : Income Tax Assets (net)
(a) Amounts recognised in Statement of Profit and Loss

Particulars	As at 31 March 2022	As at 31 March 2021
Current tax expense (A)		
Current year	-	-
Short/(Excess) provision of earlier years	-	715.23
Deferred tax expense (B)		
Origination and reversal of temporary differences	(458.51)	322.99
Tax expense recognised in the income statement (A+B)	(458.51)	1,038.22

(b) Amounts recognised in other comprehensive income

Particulars	As at 31 March 2022			As at March 31, 2021		
	Before tax	Tax (expense) benefit	Net of tax	Before tax	Tax (expense) benefit	Net of tax
Items that will not be reclassified to profit or loss						
Remeasurements of the defined benefit plans	2.73	-	2.73	10.79	-	10.79
Gain on remeasuring FVTPL financial assets	3.81	-	3.81	-	-	-
	6.54	-	6.54	10.79	-	10.79

Accompanying notes to the consolidated financial statement for the Year ended March 31, 2022

Rs. (in Lakhs)

(c) Reconciliation of effective tax rate

Particulars	As at 31 March 2022	As at 31 March 2021
Profit before tax	(2,389.77)	(898.53)
Tax using the Company's domestic tax rate (Current year 25.17% and Previous Year 25.17%)	(601.51)	(226.16)
Tax effect of :		
Effect of current year losses for which deferred tax asset is recognised	(563.92)	(108.20)
Property, plant & equipment	105.41	431.19
Tax expense as per Statement of Profit & Loss (A)	(458.51)	322.99
Effective tax rate	19.19%	-35.95%
Tax of earlier years	(B) -	715.23
Total Tax expense as per Statement of Profit & Loss (A) + (B)	(458.51)	715.23

(d) Income tax assets (net)

Particular	As at 31 March 2022	As at 31 March 2021
Advance income tax and TDS(Net of Provisions)	58.16	27.80
Income Tax paid against dispute	173.90	173.90
Total income tax assets (Net)	232.06	201.70

Note 8 : Deferred tax assets (net)

Particular	As at 31 March 2022	As at 31 March 2021
Deferred income tax liabilities		
Excess of net block of fixed assets as per books over net block for tax	536.60	431.19
Deferred income tax asset		
Carried Forward Business Loss	672.12	108.20
Deferred tax Liabilities (net)	(135.52)	322.99

Note: The Holding company has not recognised deferred tax assets during the year on prudence basis.

Note 9 : Other Non Current Assets

(Unsecured)

Particular	As at 31 March 2022	As at 31 March 2021
Capital advances		
- considered doubtful	439.70	-
- considered doubtful	18.65	18.65
Less : Provision for capital advances	(18.65)	(18.65)
	439.70	-

Accompanying notes to the consolidated financial statement for the Year ended March 31, 2022

Rs. (in Lakhs)

Note 10 : Inventories

(Valued at lower of cost or net realisable value)

Particular	As at 31 March 2022	As at 31 March 2021
Work-in-progress	547.65	323.89
Finished goods	659.94	707.37
Consumable Stock	236.12	57.97
Stock-in-trade	47.68	13.54
Raw materials	669.20	845.80
Packing materials	591.65	411.74
	2,752.24	2,360.31

Note 11 : Trade receivables

(Unsecured)

Particular	As at 31 March 2022	As at 31 March 2021
Trade receivables		
Unsecured		
- considered good	1,783.55	1,349.28
- Undisputed having significant increase in credit risk	319.75	268.36
- Undisputed credit impaired	0.22	42.21
- Disputed having significant increase in credit risk	51.05	5.62
	2,154.56	1,665.47
Less: Provision for expected credit loss	(388.32)	(295.66)
	1,766.24	1,369.79

Trade Receivables ageing schedule

As at March 31, 2022

Particulars	Outstanding for following periods from due date of payment					Total
	Less than 6 months	6 months - 1 year	1 - 2 years	2 - 3 years	More than 3 years	
(i) Undisputed Trade receivables - considered good	1,668.32	102.70	12.53	-	-	1,783.55
(ii) Undisputed Trade receivables - which have significant increase in credit risk	-	4.03	20.31	18.36	277.05	319.75
(iii) Undisputed Trade receivables - credit impaired	-	-	-	-	0.22	0.22
(iv) Disputed Trade receivables - considered good	-	-	-	-	-	-
(v) Disputed Trade receivables - which have significant increase in credit risk	-	0.00	10.54	39.97	0.54	51.05
(vi) Disputed Trade receivables - credit impaired	-	-	-	-	-	-
Unbilled Dues	-	-	-	-	-	-
Less: Provision for expected credit loss	-	-	-	-	-	(388.32)
	1,668.32	106.73	43.38	58.33	277.80	1,766.24

Accompanying notes to the consolidated financial statement for the Year ended March 31, 2022

Rs. (in Lakhs)

Trade Receivables ageing schedule
As at March 31, 2021

Particulars	Outstanding for following periods from due date of payment					Total
	Less than 6 months	6 months - 1 year	1 - 2 years	2 - 3 years	More than 3 years	
(i) Undisputed Trade receivables - considered good	1,251.36	33.33	62.59	1.21	0.78	1,349.28
(ii) Undisputed Trade receivables - which have significant increase in credit risk	1.13	-	8.17	1.96	257.10	268.36
(iii) Undisputed Trade receivables - credit impaired	6.90	9.95	5.67	19.67	0.02	42.21
(iv) Disputed Trade receivables - considered good	1.34	2.07	1.03	-	1.19	5.62
(v) Disputed Trade receivables - which have significant increase in credit risk	-	-	-	-	-	-
(vi) Disputed Trade receivables - credit impaired	-	-	-	-	-	-
Unbilled Dues	-	-	-	-	-	-
Less: Provision for expected credit loss	-	-	-	-	-	(295.66)
	1,260.73	45.35	77.46	22.84	259.09	1,369.79

Note 12 : Security deposit

Particulars	As at 31 Mar 2022	As at 31 March 2021
Security deposits	10.00	10.00
	10.00	10.00

Note 13 : Cash and cash equivalents

Particulars	As at 31 March 2022	As at 31 March 2021
Balances with banks		
- Current accounts in Indian rupees	255.96	82.48
- Current accounts in Foreign currency	0.02	0.62
Cash on hand	4.52	5.29
	260.50	88.39

Note 14 : Bank balances other than cash and cash equivalents

Particular	As at 31 March 2022	As at 31 March 2021
Earmarked balances with banks for:		
Margin money deposits with original maturity of more than 3 months and remaining maturities of less than 12 months *	142.46	112.75
Less : Fixed deposits with original maturity of more than one year	(21.96)	(30.76)
	120.50	81.99

* includes Rs. 142.46 lacs (31 March 2021: Rs. 112.76 lacs) pledged with bank as margin against bank guarantee.

Accompanying notes to the consolidated financial statement for the Year ended March 31, 2022
Note 15 : Other financial assets

Rs. (in Lakhs)

(Unsecured)

Particular	As at 31 March 2022	As at 31 March 2021
Accrued Interest on Fixed deposit	5.93	2.20
Export Incentive Receivables	27.59	2.70
Refund receivable from Government Authorities	103.35	38.78
Total	136.87	43.68

Note 16 : Other current assets

(Unsecured, Considered Good)

Particular	As at 31 March 2022	As at 31 March 2021
Advance to suppliers	35.51	385.77
Balances with government authorities	1,018.65	374.67
Prepaid expenses	17.68	18.68
Others	0.01	2.92
Total	1,071.85	782.04

Note 17 : Non current asset held for sale

Particular	As at 31 March 2022	As at 31 March 2021
Non current asset held for sale	-	252.06
Total	-	252.06

Note 18A : Equity Share capital

Particulars	As at 31 March 2022	As at 31 March 2021
Authorised share capital		
25,000,000 Equity Shares of Rs.10/- each	2,500.00	2,500.00
Total authorised share capital	2,500.00	2,500.00
Issued, subscribed and paid-up equity share capital:		
2,47,02,812 Equity shares of Rs. 10/- each	2,470.28	2,470.28
Total issued, subscribed and paid-up equity share capital	2,470.28	2,470.28

Reconciliation of the equity shares outstanding at the beginning and at the end of the reporting year

Particulars	Number	Amount
As at 1 April 2020	247.03	2,470.28
Issued during the year	-	-
As at 31 March 2021	247.03	2,470.28
Issued during the year	-	-
As at 31 March 2022	247.03	2,470.28

Accompanying notes to the consolidated financial statement for the Year ended March 31, 2022

Terms/rights attached to equity shares:

Rs. (in Lakhs)

- (i) The holding company has only one class of equity shares having a par value of Rs. 10 per share. Each holder of equity shares is entitled to one vote per share.
- (ii) In the event of liquidation of the holding company, the holders of equity shares will be entitled to receive remaining assets of the holding company, after distribution of all preferential amounts, if any. The distribution will be in proportion to the number of equity shares held by the shareholders.

Shareholding of more than 5%:

Name of the Shareholder	As at March 31, 2022		As at March 31, 2021	
	No. of shares	% held	No. of shares	% held
Atul Ranchal	62,63,071	25.35%	62,63,071	25.35%
Rajesh Mahajan	51,14,151	20.70%	51,14,151	20.70%

Shares held by promoters at the end of the year :

Name of the Promoter	As at 31 March 2022		Percentage change during the period	As at 31 March 2021		Percentage change during the period
	Number	Percentage of total shares		Number	Percentage of total shares	
Atul Ranchal	62.63	25.35%	-	62.63	25.35%	-
Rajesh Mahajan	51.14	20.70%	-	51.14	20.70%	-
Total	113.77	46.06%		113.77	46.06%	

Note 18B : Other Equity

Particulars	As at 31 March 2022	As at 31 March 2021
Securities premium reserve	6,800.03	6,800.03
Retained earnings	(3,003.63)	(1,384.88)
Items of Other Comprehensive Income	38.40	29.40
	3,834.80	5,444.56

Nature and purpose of reserves

Securities premium reserve

The amount received in excess of face value of the equity shares is recognised in Securities Premium Reserve.

Retained earnings

Retained earnings are the profits that the Company has earned till date, less any transfers to general reserve, dividends or other distributions paid to shareholders, if any.

Remeasurements of Net Defined Benefit Plans:

Differences between the interest income on plan assets and the return actually achieved, and any changes in the liabilities over the year due to changes in actuarial assumptions or experience adjustments within the plans, are recognised in 'Other comprehensive income' and subsequently not reclassified to the Statement of Profit and Loss.

Accompanying notes to the consolidated financial statement for the Year ended March 31, 2022

Particulars	Rs. (in Lakhs)	
	As at 31 March 2022	As at 31 March 2021
Secured		
Term loan from bank	1,315.54	1,764.64
Less: Current Maturities of Long Term debts	(386.49)	(321.68)
	929.05	1,442.94
From Others	1.06	10.12
Less: Current maturities of long term debts	(1.06)	(9.06)
	-	1.06
Total non-current borrowings	929.05	1,444.00

Nature of security and terms of repayment :
Term loan from bank

- Rs Nil (PY Rs.147.80 lacs). The loan is secured by Existing and future current assets and moveable fixed assets at Baddi unit and collaterally secured by equitable mortgage of land and building at Baddi unit and Mumbai unit. The loan from Indian bank carries interest @ 8%(K_EBLR + 1.00%) . Same has been fully repaid in CY
- Loan amounting to Rs.354.43 lacs (PY Rs 395.02 lacs) is secured by way of hypothecation of stock, Book debt of subsidiary company and plant & machineries purchased out of the term loan and also secured by way of equitable mortgage charge of Land and factory building. The Loan is repayable in 36 equal monthly instalments of Rs. 12.44 lacs. Interest is payable at the rate of Present Card Rate 4.00% + 3.50% i.e. 7.50% as per Sanction Letter dated 10/03/2021. The period of maturity w.r.t. balance sheet date is 44 months including moratorium period of 8 months. The same was transferred by Indian Bank from holding company to subsidiary company as on 10/03/2021 via Sanction No. 07/2020-21.
- Loan amounting to Rs.242.25 lacs (PY Rs.323.09 lacs) is secured by way of hypothecation with Indian Bank over entire current assets of the subsidiary Company, present & future, and by mortgaging Land and Building. The Loan from Indian bank is repayable in 48 equal monthly principal amount of Rs. 6.73 lacs. Interest is payable at the rate of Present Card Rate Repo i.e. 4.00% + 6.65% (Present 10.65%) as per Sanction Letter dated 10/03/2021. The period of maturity w.r.t. balance sheet date is 48 months. The same was transferred by Indian Bank from holding company to subsidiary company as on 10/03/2021 via Sanction No. 07/2020-21.
- Loan amounting to Rs. 696.38 lacs (PY Rs. 851.71 lacs) is secured by way of Hypothecation with Indian Bank over entire current assets of the subsidiary Company, present & future, and by mortgaging Land and Building. The Loan from Indian bank is repayable in 22 quarterly equal principal amount of Rs. 38.77 lacs. Interest is payable at the rate of Present Card Rate Repo i.e. 4.00% + 6.55% (Present 10.55%) as per Sanction Letter dated 10/03/2021. The period of maturity w.r.t. balance sheet date is 88 months. The same was transferred by Indian Bank from holding company to subsidiary company as on 10/03/2021 via Sanction No. 07/2020-21.
- Loan amounting to Rs. 34.27 lacs (PY Rs. 62.29 lacs) is secured by way of Hypothecation with Indian Bank over entire current assets of the subsidiary Company, present & future, and by mortgaging Land and Building. The Loan from Indian bank is repayable in 27 equal monthly principal amount of Rs. 2.33 lacs. Interest is payable at the rate of Present Card Rate Repo i.e. 4.00% + 3.70% (Present 7.70%) as per Sanction Letter dated 10/03/2021. The period of maturity w.r.t. balance sheet date is 27 months. The same was transferred by Indian Bank from holding company to subsidiary company as on 10/03/2021 via Sanction No. 07/2020-21.

From Others

Hire purchase loan amounting to Rs. 1.06 lacs (PY Rs. 10.12 lacs) from Kotak Mahindra Prime Ltd. The loan is secured by hypothecation of vehicles financed. Hire purchase loans from Kotak Mahindra Prime Ltd carries interest @ 10.67% p.a. The loan is repayable in 60 equal monthly instalments starting from June, 2016.

Accompanying notes to the consolidated financial statement for the Year ended March 31, 2022

Note 20 : Lease Liabilities		Rs. (in Lakhs)	
Particulars	As at 31 March 2022	As at 31 March 2021	
Lease Liabilities	84.88	-	
	84.88	-	

Note 21 : Other financial liabilities			
Particulars	As at 31 March 2022	As at 31 March 2021	
Consignee sales agents deposits	40.00	10.00	
	40.00	10.00	

Note 22 : Provisions			
Particulars	As at 31 March 2022	As at 31 March 2021	
Provision for employee benefits			
- Gratuity	129.58	101.57	
- Leave entitlement and compensated absences	87.75	52.91	
	217.33	154.48	

Note 23 : Borrowings			
Particulars	As at 31 March 2022	As at 31 March 2021	
Secured			
Cash Credit from banks	1,104.67	1,363.73	
Current maturities of long term borrowings	387.55	330.74	
	1,492.22	1,694.47	

Secured loans from Banks includes :

- a) Cash Credit facility from Kotak Mahindra Bank amounting to Rs. 491.23 lacs (PY Rs. 681.99 lacs) is secured by 1st Hypothecation charge on Stocks, Receivable & all current assets and collaterally secured by Equitable Mortgage of Industrial Property at Baddi & Corporate office, Mumbai. It is further secured by Personal Guarantee of Directors of the Company. It carries interest @ (KMBR as on date 9.50%) + 1% with a minimum of 10.5%.
- b) Cash Credit facility amounting to Rs 613.44 Lakhs (PY Rs 681.74 Lakhs) is transferred by the Indian bank from holding company to subsidiary company as on 10/03/2021 via Sanction No. 07/2020-21, its secured by way of hypothecation of stock and Book debt of subsidiary company and plant & machineries purchased out of the term loan Secured by the Equitable Mortgage charge for land and factory building.

Accompanying notes to the consolidated financial statement for the Year ended March 31, 2022

The following is the summary of the differences between Current Assets declared with the Bank and as per Audited financial statements:

Rs. (in Lakhs)

Name of Bank	Quarter	Particulars of Security	Amount as per Books	Amount reported in Quarterly return	Amount of difference
Kotak Mahindra Bank	Q1	Inventory	2083.25	1439.70	643.55
		Trade receivables	1677.47	1673.39	4.08
		Trade payables	1981.01	1469.78	511.23
	Q2	Inventory	1522.16	1031.55	490.61
		Trade receivables	1804.89	1449.21	355.68
		Trade payables	1608.73	971.14	637.60
	Q3	Inventory	1846.33	1390.43	455.90
		Trade receivables	1637.04	1532.75	104.29
		Trade payables	2290.94	1835.98	454.96
	Q4	Inventory	1658.76	1348.39	310.36
		Trade receivables	1653.17	1413.90	239.27
		Trade payables	2332.97	1709.53	623.44

Note:- The above differences are because the Company has only submitted the details in relation to inventory, trade receivables and trade payables pertaining to Baddi unit with the bank. Inventory, trade receivables and trade payables pertaining to Loan licence and other trading location not considered in quarterly return.

Name of Bank	Quarter	Particulars of Security	Amount as per Books	Amount reported in Quarterly return	Amount of difference
Kotak Mahindra Bank	Q1	Inventory	110.02	110.02	-
		Trade receivables	81.87	81.87	-
		Trade payables	49.66	49.65	-
	Q2	Inventory	160.36	160.36	-
		Trade receivables	66.21	66.21	-
		Trade payables	122.53	122.53	-
	Q3	Inventory	85.69	85.69	-
		Trade receivables	49.12	49.12	-
		Trade payables	51.91	51.91	-
	Q4	Inventory	55.01	55.01	-
		Trade receivables	97.86	97.86	-
		Trade payables	181.43	181.43	-

Note 24 : Lease Liabilities

Particulars	As at 31 March 2022	As at 31 March 2021
Lease Liabilities	19.70	-
	19.70	-

Note 25 : Trade payables

Particulars	As at 31 March 2022	As at 31 March 2021
- Total outstanding dues of Micro Enterprises and Small Enterprises	1,214.20	371.88
- Total outstanding dues of creditors	1,585.81	2,723.38
	2,800.01	3,095.28

Accompanying notes to the consolidated financial statement for the Year ended March 31, 2022

The Company has amounts due to micro and small suppliers registered under the Micro, Small and Medium Enterprises Development Act 2006 (MSMED Act).

The disclosure pursuant to the said Act is as under:

Rs. (in Lakhs)

Particulars	As at 31 March 2022	As at 31 March 2021
Principal amount due to suppliers under MSMED Act	1,214.20	371.88
Interest accrued and due to suppliers under MSMED Act on the above amount	-	-
Payment made to suppliers (other than interest) beyond appointed day during the year	-	1,316.99
Interest paid to suppliers under MSMED Act	-	-
Interest due and payable to suppliers under MSMED Act towards payments already made	-	-
Interest accrued and remaining unpaid at the end of the accounting year	-	-
The amount of further interest remaining due and payable even in the succeeding years, until such date when the interest dues as above are actually paid to the small enterprise for the purpose of disallowance as a deductible expenditure under section 23 of the MSMED Act.	-	-

Note: Interest paid or payable by the company on the aforesaid principal amount has been waived by the concerned suppliers

Trade Payables ageing schedule

As at March 31, 2022

Particulars	Outstanding for following periods				Total
	Less than 1 year	1 - 2 years	2 - 3 years	More than 3 years	
(i) Micro and Small Enterprises	1,676.28	1.99	-	-	1,678.27
(ii) Others	955.14	12.01	110.34	-	1,077.49
(iii) Disputed Dues - Micro and Small Enterprises	-	-	-	-	-
(iv) Disputed Dues - Others	-	-	-	-	-
Unbilled Dues	44.25	-	-	-	44.25
	2,675.67	14.00	110.34	-	2,800.01

As at March 31, 2021

Particulars	Outstanding for following periods				Total
	Less than 1 year	1 - 2 years	2 - 3 years	More than 3 years	
(i) Micro and Small Enterprises	371.30	0.60	-	-	371.89
(ii) Others	2,504.83	37.89	108.23	-	2,650.95
(iii) Disputed Dues - Micro and Small Enterprises	-	-	-	-	-
(iv) Disputed Dues - Others	-	-	-	-	-
Unbilled Dues	72.44	-	-	-	72.44
	2,948.56	38.49	108.23	-	3,095.28

Note 26 : Other financial liabilities

Particulars	As at 31 March 2022	As at 31 March 2021
Interest accrued and due on borrowings	10.65	1.49
Salary & wages payable	148.62	106.03
Payable for capital goods	12.22	-
Duties & Taxes payable	60.94	202.76
Consignee Sales Agents Deposits	10.00	21.95
Other Payables	12.27	-
Optionally convertible redeemable preference shares (including securities premium)	-	1,000.00
	254.70	1,332.23

Accompanying notes to the consolidated financial statement for the Year ended March 31, 2022

Note 27 : Other liabilities		Rs. (in Lakhs)	
Particulars	As at 31 March 2022	As at 31 March 2021	
Advance from customer	217.96	114.73	
Other Payables	-	11.36	
	217.96	126.09	

Note 28 : Provisions			
Particulars	As at 31 March 2022	As at 31 March 2021	
Provision for employee benefits			
- Gratuity	24.78	37.82	
- Leave entitlement and compensated absences	23.54	36.21	
- Bonus Payable	54.92	36.06	
Other Provision	-	3.26	
	103.24	113.35	

Note 29 : Revenue from operations			
Particulars	Year ended 31 March 2022	Year ended 31 March 2021	
Sale of drugs*	9,009.34	7,704.02	
Other Operating revenue			
Export Incentives	38.16	14.52	
Sale of Dossier	10.02	3.39	
Scarp sale	9.20	2.76	
Job Processing	41.00	-	
Total Revenue from Operations	9,107.72	7,724.69	

* Sales are reported net of discounts, rebates and returns.

Note 30 : Other income			
Particulars	Year ended 31 March 2022	Year ended 31 March 2021	
Interest income	8.77	16.94	
Notional income from corporate guarantee in favour of subsidiary	-	1.22	
Profit on sale of property plant and equipment	13.10	-	
Dividend from investments	0.30	0.30	
Profit on foreign exchange fluctuation (net)	22.21	-	
Liability no longer payable	22.26	-	
Bad debts recovered	10.74	-	
Miscellaneous income	13.53	55.09	
Total other income	90.91	73.55	

Note 31 : Cost of materials consumed			
Particulars	Year ended 31 March 2022	Year ended 31 March 2021	
Raw Material (Including Packing Material)			
Opening Stock	1,257.54	666.27	
Add: Purchases	6,317.83	5,749.20	
Less: Closing stocks	(1,281.92)	(1,748.20)	
	6,293.45	4,667.27	

Accompanying notes to the consolidated financial statement for the Year ended March 31, 2022
Note 32 : Purchases of stock-in-trade

Rs. (in Lakhs)

Particulars	Year ended 31 March 2022	Year ended 31 March 2021
Purchases of Stock-in-trade	195.85	423.65
	195.85	423.65

Note 33 : Changes in inventories of finished goods, work - in progress

Particulars	Year ended 31 March 2022	Year ended 31 March 2021
Opening inventory		
- Finished Goods	707.37	420.11
- Traded Goods	13.54	21.85
- Work-in-progress	323.89	269.26
	1,044.80	711.22
Closing inventory		
- Finished Goods	659.94	707.37
- Traded Goods	47.68	13.54
- Work-in-progress	547.65	323.89
	1,255.27	1,044.80
Changes in inventories	(210.47)	(333.58)

Note 34 : Employee benefits expense

Particulars	Year ended 31 March 2022	Year ended 31 March 2021
Salaries and wages	1,535.39	1,110.07
Director Remuneration	229.69	232.65
Contribution to provident and other funds	106.82	72.60
Staff welfare	43.05	21.51
Total employee benefits expense	1,914.95	1,436.83

Note 35 : Finance costs

Particulars	Year ended 31 March 2022	Year ended 31 March 2021
Interest expense	280.63	301.55
Interest expense on lease liability	2.49	8.29
Other borrowing cost	26.57	-
Total finance costs	309.69	309.84

Accompanying notes to the consolidated financial statement for the Year ended March 31, 2022

Particulars	Rs. (in Lakhs)	
	Year ended 31 March 2022	Year ended 31 March 2021
Note 36 : Other expenses		
<u>Manufacturing expenses</u>		
Stores, tools & spares consumed	384.53	135.72
Power & fuel	398.68	270.23
<u>Repairs :</u>		
- Plant & machinery	20.02	29.80
- Factory building	78.50	6.64
- Others	20.52	63.13
Other factory expenses	168.15	174.91
Packing charges	138.85	86.25
Jobwork processing charges	91.81	-
<u>Administration, selling and distribution expenses</u>		
Rent	5.84	1.80
Insurance expenses	24.28	16.79
Vehicle Hire Service	24.61	-
Legal and professional fees	179.97	63.13
Taxes and Licence Fees	15.47	-
Auditor's remuneration	9.21	9.97
Travelling & conveyance	147.70	95.03
Sales promotion expenses	26.01	25.71
Commission paid	143.31	128.54
Transportation, freight & handling charges	50.87	47.62
Loss on sale/ discard of property, plant and equipment	-	5.61
Provision for Expected credit loss (net of reversal)	92.87	4.62
Provision for Capital Advance	-	18.65
CSR Expense	-	72.51
Business Share Expense	180.00	-
Miscellaneous Expenses	148.66	221.77
	2,349.86	1,478.43
Auditors' remuneration:		
i) Statutory audit fees	8.40	8.65
ii) Taxation Matters	0.81	1.32
	9.21	9.97

Note 37 : Earnings per equity share of Rs. 10 each

The amount considered in ascertaining the Company's earnings per share constitutes the net loss after tax. The number of shares used in computing basic earnings per share is the weighted average number of shares outstanding during the period. The number of shares used in computing diluted earnings per share comprises the weighted average number of shares considered for deriving basic earnings per share and also the weighted average number of shares which could have been issued on conversion of all dilutive potential shares.

Accompanying notes to the consolidated financial statement for the Year ended March 31, 2022

Basic and diluted EPS	Rs. (in Lakhs)	
Particulars	Year ended 31 March 2022	Year ended 31 March 2021
Profit computation for basic earnings per share of Rs. 10 each		
Net Profit after Tax as per Statement of Profit and Loss attributable to Equity Shareholders	(1,931.26)	(1,753.35)
Weighted average number of equity shares for EPS computation* (Nos.)	247.03	247.03
EPS - Basic and Diluted EPS	(7.82)	(7.10)

* after retrospective adjustment for bonus element involved in right issue as per Ind AS 33

Note 38 : Related party disclosures as required under Indian Accounting Standard 24, "Related party disclosures" are given below:

- a) Names of related parties and nature of relationship (to the extent of transactions entered into during the year except for control relationships where all parties are disclosed)

Name of related party	Nature of relation
(A) Directors	
Mr. Atul Ranchal	Chairman
Mr. Rajesh Mahajan	Managing Director
Mr. Suresh Garg (upto 03.09.2021)	Wholetime Director
Mr. Manpreet Singh Naroo (from 03.09.2021)	Wholetime Director
Mrs. Kaushalya Singh (from 03.09.2021 to 12.11.2021)	Wholetime Director
Mr. Rajnish Kumar Bedi	Independent Director
Mr. Deepak Mahajan	Independent Director
Mrs. Sonia Gupta	Independent Director
(B) Key managerial personnel	
Mr. Anil Kumar Pillai (upto 12.05.2020)	Chief Financial Officer
Mr. Prashant Rathi (from 24.07.2020)	Chief Financial Officer
Mrs. Jyoti Sancheti	Company Secretary
(C) Relative of Directors	
Mrs. Saras Gupta	Relative of Director
Mrs. Rajani Ranchal	Relative of Director
Mr. Savvy Ranchal	Relative of Director
Mr. Aryan Mahajan	Relative of Director
Mr. Manmohanlal Mahajan	Relative of Director
Mr. Erwin Mahajan	Relative of Director
Ms. Selina Ranchal	Relative of Director
Mrs. Davinder Kumari	Relative of Director
(D) Associate Concern	
Steriscience Specialties Private Limited	Joint Venturer
Steribrooks Penems Private Limited	Associate

Accompanying notes to the consolidated financial statement for the Year ended March 31, 2022

b) Transactions carried out with related parties referred to above, in ordinary course of business and balances outstanding:

Rs. (in Lakhs)

Particulars	Nature of Transaction	Year ended 31 March 2022	Year ended 31 March 2021
Mr. Atul Ranchal	Director Remuneration*	96.00	96.00
	Sitting Fees	0.20	1.60
Mr. Rajesh Mahajan	Director Remuneration*	96.00	96.00
	Sitting Fees	0.20	1.40
Mr. Suresh Garg	Director Remuneration*	-	40.45
	Sitting Fees	0.20	1.60
Mr. Manpreet Singh Naroo	Director Remuneration*	11.14	-
Mrs. Kaushalya Singh	Director Remuneration*	1.73	-
Mr. Rajnish Kumar Bedi	Sitting Fees	1.20	1.40
Mr. Deepak Mahajan	Sitting Fees	1.10	1.40
Mrs. Sonia Gupta	Sitting Fees	1.10	1.40
Mr. Anil Kumar Pillai	Salary	-	0.34
Mr. Prashant Rathi	Salary	25.01	16.25
Mrs. Jyoti Sancheti	Salary	8.04	7.56
Mrs. Saras Gupta	Salary	28.80	28.80
Mrs. Rajani Ranchal	Salary	28.80	28.80
Mr. Savvy Ranchal	Salary	8.83	-
Mrs. Davinder Kumari	Salary	14.65	24.00
Steriscience Specialities Private Limited	Purchases	-	959.36
	Miscellaneous income	-	25.91
Steribrooks Penems Private Limited	Sales	-	816.41

*Remuneration/salary disclosed above is exclusive of gratuity, leave encashment & insurance as they are determined for company as a whole and not on individual basis.

c. Balance Outstanding of Related Parties :

Particulars	Nature of Transaction	As at March 31, 2022	As at March 31, 2021
Mr. Atul Ranchal	Director Remuneration	5.31	3.20
	Sitting fees payable	0.18	4.80
Mr. Rajesh Mahajan	Director Remuneration	-	3.85
	Sitting fees payable	0.18	4.62
Mr. Suresh Garg	Director Remuneration	-	0.43
	Sitting fees payable	0.18	2.60
Mr. Manpreet Singh Naroo	Director Remuneration	1.43	-
Mr. Rajnish Kumar Bedi	Sitting fees payable	1.08	4.44
Mr. Deepak Mahajan	Sitting fees payable	0.99	4.24
Mrs. Sonia Gupta	Sitting fees payable	0.99	3.84
Mr. Prashant Rathi	Salary & Wages Payable	2.10	1.17
Mrs. Jyoti Sancheti	Salary & Wages Payable	0.71	0.62
Mrs. Saras Gupta	Salary & Wages Payable	1.72	1.80

Accompanying notes to the consolidated financial statement for the Year ended March 31, 2022

Particulars	Nature of Transaction	As at March 31, 2022	As at March 31, 2021
Mrs. Rajani Ranchal	Salary & Wages Payable	1.92	1.80
Mr. Savvy Ranchal	Salary & Wages Payable	2.12	-
Mrs. Davinder Kumari	Salary & Wages Payable	-	1.90

Note 39 : Contingent liabilities and Commitments

Rs. (in Lakhs)

(A) Contingent liabilities
I) Guarantees

Particulars	As at 31 March 2022	As at 31 March 2021
Bank Guarantee	163.28	138.79

II) Other money for which the company is contingently liable

Particulars	As at 31 March 2021	As at 31 March 2020
Disputed liability in respect of Income tax (Refer Note below)	556.49	556.49
Claims against the Company not acknowledged as debts	8.84	8.84

The Company has received Notice of Demand u/s 156 of the Income Tax Act, 1961 for the three assessment years and company has filed an appeal against the same. Details of the same are given as follows :

A.Y to which matter pertains	Demand Amount Raised in FY 21-22	Stay amount paid till FY 21-22	Demand Amount Raised in FY 20-21	Stay amount paid till FY 20-21
2013-14	339.51	101.00	339.51	101.00
2014-15	142.85	21.45	142.85	21.45
2015-16	0.68	-	0.68	-
2016-17	73.45	51.45	73.45	51.45
Total	556.49	173.90	556.49	51.45

(B) Commitments

Particular	As at 31 March 2022	As at 31 March 2021
i) EPCG Commitment (Refer Note below)	-	209.80
ii) Duty against the material imported on Advance license (Refer Note below)	67.95	116.98

The Company has obtained license under Export Promotion Capital Goods Scheme(EPCG) for purchase of capital goods on zero percent/ reduced custom duty. The Company needs to fulfill certain export obligations, failing which, it is liable for payment of custom duty. Export obligations is Rs. 3,665.17 lacs out of which Rs. Nil (P.Y Rs 1846.23 lacs) needs to be completed within 8 years from the date of purchase of respective Capital Goods.

In case of advance licence, material must be exported within 18 months from the date on which goods were cleared from Customs under advance licence.

Note 40 : Leases:

Effective April 1, 2019, the Company has adopted Ind AS 116, Leases, using modified retrospective approach. On adoption of the new standard IND AS 116 resulted in recognition of 'Right of Use' assets and lease liability. The cumulative effect of applying the standard has been debited to retained earnings. The effect of this adoption is insignificant on the profit before tax, profit for the period and earnings per share. Ind AS 116 will result in an increase in cash inflows from operating activities and an increase in cash outflows from financing activities on account of lease payments.

Accompanying notes to the consolidated financial statement for the Year ended March 31, 2022

Following are the changes in the carrying value of right of use assets for the year ended March 31, 2022

Particulars	As at March 31 2022	As at March 31 2021
Opening carrying value of Rights to use Assets	-	67.48
Addition	236.23	-
Depreciation	(25.02)	(23.77)
Deletion	(105.18)	(43.71)
Closing carrying value of Rights to use Assets	106.03	-

The following is the break-up of current and non-current lease liabilities as at March 31, 2022

Particulars	As at March 31 2022	As at March 31 2021
Current lease liabilities	19.70	-
Non-Current lease liabilities	84.88	-
Closing Balance	104.59	-

The following is the movement in lease liabilities during the year ended March 31, 2022:

Particulars	As at March 31 2022	As at March 31 2021
Opening balance	-	76.03
Addition	109.29	-
Finance cost accrued during the period	2.49	5.93
Payment of lease liabilities	(7.20)	(18.33)
Profit on lease rent concession	-	(10.71)
Deletion	-	(52.91)
Closing balance	104.59	-

The table below provides details regarding the contractual maturities of lease liabilities as at March 31, 2022 on an undiscounted basis :

Particulars	Year ended 31 March 2022	Year ended 31 March 2021
- Less than one year	28.80	-
- Later than one year but not later than five years	98.21	-
- Later than five years	-	-
TOTAL	127.01	-

Note 41 : Expenditure on Corporate Social Responsibility Activities

Particulars	As at March 31, 2022	As at March 31, 2021
-------------	-------------------------	-------------------------

Details of CSR Expenditure:

Gross amount required to be spent by the Company during the year.	-	72.48
---	---	-------

Particulars	As at 31 March 2022	As at 31 March 2021
Amount required to be spent by the company during the year	-	72.51
Amount of expenditure incurred	-	72.51
Shortfall at the end of the year	-	-
Total of previous years shortfall	-	-
Reason for shortfall	-	-

Accompanying notes to the consolidated financial statement for the Year ended March 31, 2022
Nature of CSR activities

a) Construction / acquisition of any assets	-	-
b) On purpose other than 1 above	-	72.51
Amount yet to be spent / paid	-	-
Details of Related party transactions	-	-
Liability incurred by entering into contractual obligations	-	-

Rs. (in Lakhs)
Note 42: Segment Reporting as required under Indian Accounting Standard 108, "Operating Segments":

Operating segments are reported in a manner consistent with the internal reporting provided to the chief operating Decision Maker ("CODM") of the Company. The CODM who is responsible for allocating resources and assessing performance of the operating segments, has been identified as the Managing Director/Chairman of the Company. The Company operates only in one Business Segment i.e. "Manufacturing of Drugs & Pharmaceutical", hence does not have any reportable Segments as per Ind AS 108 "Operating Segments".

Note 43 : Disclosure relating to employee benefits as per Ind AS 19 'Employee Benefits'
A Defined benefit obligations - Gratuity (Non Funded)

The gratuity plan is governed by the Payment of Gratuity Act, 1972 under which an employee who has completed five years of service is entitled to specific benefits. The level of benefits provided depends on the member's length of service and salary at retirement age.

Particulars	Year ended 31 March 2022	Year ended 31 March 2021
a) Changes in defined benefit obligations		
Present value of obligation as at the beginning of the year		
Defined Benefit Obligation ("PBO") at the beginning of the year	124.63	131.45
Service cost	16.42	24.39
Interest cost	7.07	8.22
Actuarial loss / (gain)	(8.85)	(10.79)
Benefits paid	(10.54)	(13.88)
Less : Transfer in slump sales	-	(14.76)
Present value of obligation as at the end of the year	128.72	124.63
b) Expenses recognised in the Statement of Profit and Loss		
Current service cost	16.42	24.39
Past service cost	-	-
Interest cost	7.07	8.22
Expected return on plan assets	-	-
Net actuarial (gain) / loss recognized in the year	-	-
Total	23.49	32.60
c) Remeasurement (gains)/ losses recognised in OCI		
Actuarial changes arising from changes in financial assumptions	(3.61)	-
Actuarial changes arising from changes in demographic assumptions	-	-
Experience adjustments	(5.24)	(30.34)
Total	(8.85)	(30.34)
d) Actuarial assumptions		
Discount rate	6.85% p.a.	6.20% p.a.
Normal retirement age (in years)	58	58

Accompanying notes to the consolidated financial statement for the Year ended March 31, 2022

Salary escalation rate (% p.a.) *	5% p.a.	5% p.a.
Attrition rate	10% at all ages	10% at all ages
Mortality rate	Indian assured lives mortality (2012-14) ultimate	Indian assured lives mortality (2012-14) ultimate

The estimates of future salary increases, considered in actuarial valuation, take account of inflation, seniority, promotion and other relevant factors, such as supply and demand in the employment market.

e) Quantities sensitivity analysis for significant assumption is as below:

Particulars	Rs. (in Lakhs)	
	Year ended 31 March 2022	Year ended 31 March 2021
	1% increase	1% increase
i. Discount rate	122.65	132.22
ii. Salary escalation rate - over a long-term	133.05	144.78
	1% decrease	1% decrease
i. Discount rate	127.98	147.36
ii. Salary escalation rate - over a long-term	124.80	134.46

Sensitivity for significant actuarial assumptions is computed by varying one actuarial assumption used for the valuation of the defined benefit obligation, keeping all other actuarial assumptions constant.

B Other Employee Benefits
Leave Encashment (Non Funded)

Particulars	Year ended 31 March 2022	Year ended 31 March 2021
a) Changes in defined benefit obligations		
Present value of obligation as at the beginning of the year		
Defined Benefit Obligation ("PBO") at the beginning of the year	68.33	66.42
Service cost	10.24	17.51
Interest cost	3.74	4.06
Actuarial loss / (gain)	(4.02)	4.68
Benefits paid	(2.88)	(3.54)
Less : Transfer in slump sales	-	(20.80)
Present value of obligation as at the end of the year	75.41	68.33
b) Expenses recognised in the Statement of Profit and Loss		
Current service cost	10.24	17.51
Past service cost	-	-
Interest cost	3.74	4.06
Expected return on plan assets	-	-
Net actuarial (gain) / loss recognized in the year	(4.02)	4.68
Total	9.96	26.25
c) Remeasurement (gains)/ losses recognised in OCI		
Actuarial changes arising from changes in financial assumptions	(1.32)	-
Actuarial changes arising from changes in demographic assumptions	-	(15.85)
Experience adjustments	(1.37)	10.47
Total	(2.69)	(5.38)

Accompanying notes to the consolidated financial statement for the Year ended March 31, 2022
d) Quantities sensitivity analysis for significant assumption is as below:

Particulars	Year ended 31 March 2022	Year ended 31 March 2021
	1% increase	1% increase
i. Discount rate	74.09	85.69
ii. Salary escalation rate - over a long-term	79.62	92.86
	1% decrease	1% decrease
i. Discount rate	79.61	92.85
ii. Salary escalation rate - over a long-term	74.03	85.62

Sensitivity for significant actuarial assumptions is computed by varying one actuarial assumption used for the valuation of the defined benefit obligation, keeping all other actuarial assumptions constant.

C Current/ non-current classification
Rs. (in Lakhs)

Particulars	Year Ended 31 March 2022	Year ended 31 March 2021
Gratuity		
Current	24.78	37.82
Non-current	129.58	101.57
	154.35	139.40
Leave entitlement (including sick leave)		
Current	23.54	36.21
Non-current	87.75	52.91
	111.29	89.12

Note 44 : Fair Value Measurement
(i) Financial instruments by category
Rs. (in Lakhs)

Particulars	Refer note	As at March 31, 2022					As at March 31, 2021				
		Non - Current	Current	FVTPL	FVOCI	Amortised Cost	Non - Current	Current	FVTPL	FVOCI	Amortised Cost
Financial Assets:											
Investments											
Investments in equity shares	4	5.81	-		5.81	-	2.00	-	-	-	2.00
Security deposit	5	125.70	10.00			135.70	146.01	10.00	-	-	146.01
Trade receivables	11	-	1,766.24	-	-	1,766.24	-	1,369.79	-	-	1,369.79
Others financial assets	6	21.96	136.87	-	-	158.83	30.76	43.68	-	-	74.44
Cash and cash equivalents	13	-	260.50	-	-	260.50	-	88.39	-	-	88.39
Other bank balances	14	-	120.50	-	-	120.50	-	81.99	-	-	81.99
Total Financial Assets		153.46	2,294.11	-	5.81	2,441.76	178.78	1,593.85	-	-	1,762.63
Financial Liabilities:											
Borrowings	19	929.05	1,492.22	-	-	2,421.27	1,444.00	1,694.47	-	-	3,138.47
Lease Liabilities	20	84.88	19.70	-	-	104.59	-	-	-	-	-
Trade payables	23	-	2,800.01	-	-	2,800.01	-	3,095.27	-	-	3,095.27
Other financial liabilities	26	40.00	254.70	-	-	294.70	10.00	1,342.23	-	-	1,342.23
Total Financial Liabilities		1,053.93	4,566.64	-	-	5,620.57	1,454.00	6,131.97	-	-	7,575.97

Accompanying notes to the consolidated financial statement for the Year ended March 31, 2022

The Company has not disclosed the fair values for financial instruments for other financial assets (current and non current), trade receivables, cash and cash equivalents and bank balances other than cash and cash equivalents, Borrowings (current and non current), Trade payables, other current financial liabilities because their carrying amounts are reasonably approximation of fair value.

(ii) Fair value hierarchy

Fair value hierarchy explains the judgement and estimates made in determining the fair values of the financial instruments that are -

- a) recognised and measured at fair value
- b) measured at amortised cost and for which fair values are disclosed in the financial statements.

To provide an indication about the reliability of the inputs used in determining fair value, the Company has classified its financial instruments into the three levels prescribed under the accounting standard.

Level 1 - Quoted prices (unadjusted) in active markets for identical assets or liabilities

Level 2 - Inputs other than quoted prices included within Level 1 that are observable for the asset or liability, either directly (i.e. as prices) or indirectly (i.e. derived from prices)

Level 3 - Inputs for the assets or liabilities that are not based on observable market data (unobservable inputs)

Assets and Liabilities that are disclosed at Amortised Cost for which Fair values are disclosed are classified as Level 3.

If one or more of the significant inputs is not based on observable market data, the respective assets and liabilities are considered under Level 3.

Note 45 : Financial risk management objectives and policies

The Group's activities expose it to a variety of financial risks: market risk, credit risk and liquidity risk. The Group's focus is to foresee the unpredictability of financial markets and seek to minimize potential adverse effects on its financial performance.

i. Market risk

Market risk is the risk that the fair value of future cash flows of a financial instrument will fluctuate because of changes in market prices. Market risk comprises three types of risk: interest rate risk, currency risk and other price risk. Major financial instruments affected by market risk includes loans and borrowings.

a) Interest rate risk

Interest rate risk is the risk that the fair value or future cash flows of a financial instrument will fluctuate because of changes in market interest rates. The Group's exposure to the risk of changes in market interest rates relates primarily to the Group's total debt obligations with floating interest rates.

The interest rate profile of the Group's interest-bearing financial instruments as reported to the management of the Group is as follows:

Particulars	As at March 31, 2022	As at March 31, 2021
Fixed-rate instruments:		
Financial liabilities (Borrowings)	1.06	10.12
	1.06	10.12
Variable-rate instruments:		
Financial liabilities (Borrowings)	2,420.22	3,128.37
	2,420.22	3,128.37
Total Borrowings	2,421.28	3,138.49

Accompanying notes to the consolidated financial statement for the Year ended March 31, 2022

Interest rate sensitivity

The following table demonstrates the sensitivity to a reasonably possible change in interest rates on that portion of loans and borrowings affected. With all other variables held constant, the Group's profit/(loss) before tax is affected through the impact on floating rate borrowings, as follows:

Particulars	Year ended March 31, 2022	Year ended March 31, 2021
Increase in basis points	50 basis points	50 basis points
Effect on profit/(loss) before tax, increase by	12.10	15.64
Decrease in basis points	50 basis points	50 basis points
Effect on profit/(loss) before tax, decrease by	(12.10)	(15.64)

The assumed movement in basis points for the interest rate sensitivity analysis is based on the currently observable market environment, showing a significantly higher volatility than in prior years.

Rs. (in Lakhs)

b Foreign currency risk

The Group is exposed to currency risk on account of its operating and financing activities. The functional currency of the Group is Indian Rupee. Our exposure are mainly denominated in U.S. dollars and European dollars. The Group's business model incorporates assumptions on currency risks and ensures any exposure is covered through the normal business operations. This intent has been achieved in all years presented. The Group has put in place a Financial Risk Management Policy to identify the most effective and efficient ways of managing the currency risks.

Exposure to currency risk

The currency profile of financial assets and financial liabilities as at March 31, 2022 are as below:

31st March, 2022	Rs. in lakhs	EUR	Rs. in lakhs	USD
Financial assets				
Trade Receivables	-	-	83.35	1.13
Advance from customers	64.68	0.75		
Cash and cash equivalents	-	-	-	0.01
Net exposure for assets	64.68	0.75	83.35	1.14
Financial liabilities				
Trade Payables	-	-	-	-
Net exposure for liabilities	-	-	-	-
Net exposure (Assets - Liabilities)	64.68	0.75	83.35	1.14

The currency profile of financial assets and financial liabilities as at March 31, 2021 are as below:

31st March, 2021	Rs. in lakhs	EUR	Rs. in lakhs	USD
Financial assets				
Trade Receivables	-	0.03	-	1.30
Cash and cash equivalents	-	-	-	0.01
Net exposure for assets	-	0.03	-	1.30
Financial liabilities				
Trade Payables	-	-	-	-
Net exposure for liabilities	-	-	-	-
Net exposure (Assets - Liabilities)	-	0.03	-	1.30

Accompanying notes to the consolidated financial statement for the Year ended March 31, 2022

Sensitivity analysis

A reasonably possible strengthening / (weakening) of the Indian Rupee against US dollars and European dollars at 31st March would have affected the measurement of financial instruments denominated in US dollars and affected profit or loss by the amounts shown below. This analysis assumes that all other variables, in particular interest rates, remain constant and ignores any impact of forecast sales and purchases. In cases where the related foreign exchange fluctuation is capitalised to fixed assets or recognised directly in reserves, the impact indicated below may affect the Group's income statement over the remaining life of the related fixed assets or the remaining tenure of the borrowing respectively.

Impact of movement on Profit or (loss) and Equity :

Effect in INR (before tax)	Profit or (loss) and Equity	
	Strengthening	Weakening
For the year ended 31st March, 2022		
1% movement		
USD	1.00	(1.00)
EUR	(1.00)	1.00
	-	-

Effect in INR (before tax)	Rs. (in Lakhs)	
	Profit or (loss) and Equity	Strengthening
For the year ended 31st March, 2021		
1% movement		
USD	1.00	(1.00)
EUR	-	-
	1.00	(1.00)

C. Other price risk

The Group is not exposed to any other price risk.

ii. Credit risk

Credit risk refers to the risk of default on its obligation by the counterparty resulting in a financial loss. The maximum exposure of the financial assets are contributed by trade and other receivables, cash and cash equivalents and security deposits.

Trade receivables

The Group extends credit to customers in normal course of business. The Group considers factors such as credit track record in the market and past dealings for extension of credit to customers. To manage credit risk, the Group periodically assesses the financial reliability of the customer, taking into account the financial condition, current economic trends, and analysis of historical bad debts and ageing of accounts receivables. Outstanding customer receivables are regularly monitored to make an assessment of recoverability. Receivables are provided as doubtful / written off, when there is no reasonable expectation of recovery. Where receivables have been provided / written off, the Group continues regular follow up, engage with the customers, legal options / any other remedies available with the objective of recovering these outstandings. The Group is not exposed to concentration of credit risk to any one single customer since services are provided to vast spectrum.

Ageing of Trade receivables

Particulars	As at March 31, 2022	As at March 31, 2021
Not due	-	-
0 - 6 months	1,668.32	1,260.73
6 - 12 months	106.73	45.35
Beyond 12 months	379.51	359.39
Total	2,154.56	1,665.47

Accompanying notes to the consolidated financial statement for the Year ended March 31, 2022

Other Financial Assets

The Group maintains exposure in cash and cash equivalents, security deposits and other receivables. The Group goes through regular follow up for recovering the amount of deposit and other receivables. Credit risk on cash and cash equivalents is limited as the Group generally invest in deposits with banks and financial institutions with high credit ratings.

The movement of the allowance for lifetime expected credit loss is stated below:

Particulars	Year ended March 31, 2022	Year ended March 31, 2021
Opening allowance	295.66	293.80
Add : additional allowance made	92.66	1.86
Less : allowance reversed	-	-
Closing provisions	388.32	295.66

Rs. In Lakhs

iii. Liquidity risk

Liquidity is defined as the risk that the Group will not be able to settle or meet its obligations on time or at a reasonable price. The Group's treasury department is responsible for liquidity, funding as well as settlement management. In addition, processes and policies related to such risks are overseen by senior management. Management monitors the Group's net liquidity position through rolling forecasts on the basis of expected cash flows.

The table below provides details regarding the contractual maturities of significant financial liabilities:

Particulars	On demand	Less than 1 year	1 - 5 years	More than 5 years	Total
As at 31 March 2022					
Borrowings	1,104.67	387.55	387.76	541.29	2,421.27
Lease Liabilities	-	19.70	84.88	-	104.59
Trade payables	-	2,800.01	-	-	2,800.01
Other financial liabilities	-	254.70	40.00	-	294.70
	1,104.67	3,461.97	512.64	541.29	5,620.57
As at 31 March 2021					
Borrowings	1,363.73	330.74	1.07	1,442.94	3,138.47
Lease Liabilities	-	-	-	-	-
Trade payables	-	3,095.28	-	-	3,095.27
Other financial liabilities	1,000.00	342.23	-	-	1,342.23
	2,363.73	3,768.25	1.07	1,442.94	7,575.97

Note 46 : Capital management

For the purpose of the Group's capital management, capital includes issued equity capital and all other equity reserves attributable to the equity holders of the Group. The Group strives to safeguard its ability to continue as a going concern so that they can maximise returns for the shareholders and benefits for other stake holders. The aim to maintain an optimal capital structure and minimise cost of capital.

To maintain or adjust the capital structure, the Group usually turns to reputed banks and other financial institutions for funds. Consistent with others in the industry, the Group monitors its capital using the gearing ratio which is total debt divided by total capital plus total debts.

Particulars	As at March 31, 2022	As at March 31, 2021
Total debts	2,431.92	3,139.96
Total equity	6,305.08	7,914.84
Total debts to equity ratio (Gearing ratio)	27.83%	28.40%

Accompanying notes to the consolidated financial statement for the Year ended March 31, 2022

Note 47 : Additional Information, as required under Schedule III to the Companies Act, 2013, of enterprises consolidated as Subsidiary Rs. (in Lakhs)

Name of the Enterprises	Net Assets (Total Assets minus Total Liabilities)		Share in Profit or loss		Other comprehensive income		Total comprehensive income	
	Net Assets i.e. total assets minus total liabilities	As % of Consolidated Net Assets	Profit / (Loss)	As % of Consolidated Profit or Loss	Other comprehensive income	As % of Other comprehensive income	Total comprehensive income	As % of Other comprehensive income
For the year ended March 31, 2022								
Parent								
Brooks Laboratories Limited	6,500.29	36%	(1584.02)	82%	10.79	100%	(1,573.23)	82%
Subsidiary								
Brooks Steriscience Limited	11,604.92	64%	(352.74)	18%	-	0%	(352.74)	18%
Associate								
Steribrooks Penems Private Limited	-	0%	(0.80)	0%	-	0%	(0.80)	0%
Net Total	18,105.21	100%	(1937.55)	100%	10.79	100%	(1,926.76)	100%
Minority Interest in subsidiary	-	0%	-	0%	-	0%	-	0%
Total	18,105.21	100%	(1937.55)	100%	10.79	100%	(1,926.76)	100%

Note 48 : The list of subsidiaries and associates in the consolidated financial statements are as under :

Name of the Enterprise	Country of Incorporation	Proportion of Ownership Interest Year Ended March 31, 2022
Subsidiary		
Brooks Steriscience Limited	India	59.65%
Associate		
Steribrooks Penems Private Limited	India	44.33%

Note 49 : Prior year comparatives

Previous year's figures have been regrouped or reclassified, to conform to the current year's presentation wherever considered necessary.

Notes 1 to 49 form an integral part of the financial statements

In terms of our report on even date

For S G C O & Co. LLP

Chartered Accountants

Firm Registration No : 112081W/W100184

Sd/-

Suresh Murarka

Partner

Mem. No. 44739

For and on behalf of the Board of Directors

Sd/-

Atul Ranchal

Chairman

Din : 01998361

Sd/-

Prashant Rathi

CFO

Sd/-

Rajesh Mahajan

Managing Director

Din : 02000634

Sd/-

Jyoti Sancheti

Company Secretary

Place: Mumbai

Date : 30th May, 2022

Place: Mumbai

Date : 30th May, 2022

NOTES





CORPORATE OFFICE

201, "The Summit Business Bay" Behind Guru Nanak Petrol Pump,
Off Andheri Kurla Road, Andheri (East), Mumbai - 400093

Tel.:022-69073100/ Fax : 022-61933114

Email : investors@brookslabs.net

Website : www.brookslabs.net

CIN : L24232HP2002PLC000267