



(I) (a) Statement showing Shareholding Pattern

Name of the Company:	Brooks Laboratories Limited		
Scrip Code, Name of the scrip, Class of security:	BROOKS ; Equity		
Quarter ended:	30.09.2015		
Partly paid-up shares:-	No. of partly paid-up shares	As a % of total no. of partly paid-up shares	As a % of total no. of shares of the company
Held by Promoter / Promoter Group	0	0.0000	0
Held by public	0	0.0000	0
Total	0	0.0000	0
Outstanding convertible securities:-	No. of outstanding securities	As a % of total No. of outstanding convertible securities	As a % of total no. of shares of the company, assuming full conversion of the convertible securities
Held by Promoter / Promoter Group	0	0.0000	0
Held by public	0	0.0000	0
Total	0	0.0000	0
Warrants:-	No. of warrants	As a % of total no. of warrants	As a % of total no. of shares of the company, assuming full conversion of warrants
Held by Promoter / Promoter Group	0	0.0000	0
Held by public	0	0.0000	0
Total	0	0.0000	0
Total paid-up capital of the company assuming full conversion of warrants and convertible securities	16186422		




Category Code	Category of shareholder	Number of shareholders	Total number of shares	Number of shares held in dematerialised form	Total shareholding as a percentage of total number of shares		Shares pledged or otherwise encumbered	
					As a percentage of (A+B)	As a percentage of (A+B+C)	Number of shares	As a percentage (IX) = (VIII)/(IV)*100
(I)	(II)	(III)	(IV)	(V)	(VI)	(VII)	(VIII)	(IX)
(A)	Promoter and Promoter Group							
1	Indian							
(a)	Individuals/Hindu Undivided Family	10	9811949	9811949	60.6184	60.6184	0	0.0000
(b)	Central Government/State Government(s)	0	0	0	0.0000	0.0000	0	0.0000
(c)	Bodies Corporate	0	0	0	0.0000	0.0000	0	0.0000
(d)	Financial Institutions / Banks	0	0	0	0.0000	0.0000	0	0.0000
(e)	Any Other (specify)	0	0	0	0.0000	0.0000	0	0.0000
	Sub Total (A)(1)	10	9811949	9811949	60.6184	60.6184	0	0.0000
2	Foreign							
(a)	Individuals (Non-Resident Individuals/Foreign Individuals)	0	0	0	0.0000	0.0000	0	0.0000
(b)	Bodies Corporate	0	0	0	0.0000	0.0000	0	0.0000
(c)	Institutions	0	0	0	0.0000	0.0000	0	0.0000
(d)	Qualified Foreign Investors	0	0	0	0.0000	0.0000	0	0.0000
(e)	Any Other (specify)	0	0	0	0.0000	0.0000	0	0.0000
	Sub Total (A)(2)	0	0	0	0.0000	0.0000	0	0.0000
	Total Shareholding of Promoter and Promoter Group (A)=(A)(1)+(A)(2)	10	9811949	9811949	60.6184	60.6184	0	0.0000
(B)	Public shareholding							
1	Institutions							
(a)	Mutual Funds/UTI	0	0	0	0.0000	0.0000	-	-
(b)	Financial Institutions / Banks	1	3831	3831	0.0237	0.0237	-	-
(c)	Central Government/State Government(s)	0	0	0	0.0000	0.0000	-	-
(d)	Venture Capital Funds	0	0	0	0.0000	0.0000	-	-
(e)	Insurance Companies	0	0	0	0.0000	0.0000	-	-
(f)	Foreign Institutional Investors	1	1500	1500	0.0093	0.0093	-	-
(g)	Foreign Venture Capital Investors	0	0	0	0.0000	0.0000	-	-
(h)	Qualified Foreign Investors	0	0	0	0.0000	0.0000	-	-
(i)	Any Other (specify)	0	0	0	0.0000	0.0000	-	-
	Sub Total (B) (1)	2	5331	5331	0.0329	0.0329		
2	Non-institutions							
(a)	Bodies Corporate	277	1016140	1016140	6.2777	6.2777	-	-
(b) (i)	Individuals - shareholders holding nominal share capital up to Rs 1 Lakh	9526	3654353	3651338	22.5767	22.5767	-	-
(b) (ii)	Individual shareholders holding nominal share capital in excess of Rs. 1 Lakh	47	1046862	1046862	6.4675	6.4675	-	-
(c)	Qualified Foreign Investors	0	0	0	0.0000	0.0000	-	-
(d)	Any Other							
i	Non Resident Indians (Repat)	111	138653	138653	0.8566	0.8566	-	-
ii	Non Resident Indians (Non Repat)	21	32764	32764	0.2024	0.2024	-	-
iii	Office Bearers	6	401	401	0.0025	0.0025	-	-
iv	Clearing Member	237	304839	304839	1.8833	1.8833	-	-
v	Directors / Relatives	2	3439	439	0.0212	0.0212	-	-
vi	HUF	241	171691	171691	1.0607	1.0607	-	-
	Sub Total (B)(2)	10468	6369142	6363127	39.3487	39.3487		
	Total Public Shareholding Public Group (B)=(B)(1)+(B)(2)	10470	6374473	6368458	39.3816	39.3816	NA	NA
	Total (A)+(B)	10480	16186422	16180407	100.0000	100.0000		
(C)	Shares held by custodians and against which Depository Receipts have been issued							
i	Promoter and Promoter group	0	0	0	0.0000	0.0000	0	0.0000
ii	Public	0	0	0	0.0000	0.0000	0	0.0000
	Sub Total (C)	0	0	0	0	0	0	0
	GRAND TOTAL (A)+(B)+(C)	10480	16186422	16180407	100.0000	100.0000	0.0000	0.0000




(I)(b) Statement showing holding of securities (including shares, warrants, convertible securities) of persons belonging to the category "Promoter and Promoter Group"

Sr. No.	Name of the shareholder	Details of Shares held		Encumbered shares			Details of warrants		Details of convertible securities		Total shares (including underlying shares assuming full conversion of warrants and convertible securities) as a % of diluted share capital
		Number of shares held	As a % of grand total (A)+(B)+(C)	No.	As a percentage	As a % of grand total (A)+(B)+(C) of sub-clause (I)(a)	Number of warrants held	As a % total number of warrants of the same class	Number of convertible securities held	As a % total number of convertible securities of the same class	
(I)	(II)	(III)	(IV)	(V)	(VI)=(V)/(III)*100	(VII)	(VIII)	(IX)	(X)	(XI)	(XII)
1	ATUL RANCHAL ADMPR5359L	4113071	25.4106	0	0.00	0.00					25.4106
2	RAJESH MAHAJAN AFGPM8060D	3493151	21.5807	0	0.00	0.00					21.5807
3	MANMOHAN LAL MAHAJAN AAXPM0369D	491400	3.0359	0	0.00	0.00					3.0359
4	RAJNI RANCHAL AALPA2705P	328860	2.0317	0	0.00	0.00					2.0317
6	ARYAN MAHAJAN BORPM9382R	313740	1.9383	0	0.00	0.00					1.9383
7	ERWIN MAHAJAN BORPM9381N	302400	1.8682	0	0.00	0.00					1.8682
5	SARAS GUPTA AGPPG8399F	293047	1.8104	0	0.00	0.00					1.8104
8	SAVVY RANCHAL BCRPR8662M	226800	1.4012	0	0.00	0.00					1.4012
9	SELINA RANCHAL BCRPR8704G	226800	1.4012	0	0.00	0.00					1.4012
10	DAVINDER KUMARI BPJPK2733K	22680	0.1401	0	0.00	0.00					0.1401
	TOTAL	9811949	60.6184	0	0.0000	0.0000					60.6184



(I)(c)(i) Statement showing holding of securities (including shares, warrants, convertible securities) of persons belonging to the category "Public" and holding more than 1% of the total number of shares								
Sr. No.	Name of the shareholder	Number of shares held	Shares as a percentage of total number of shares [i.e., Grand Total (A)+(B)+(C) indicated in Statement at para (I)(a) above]	Details of warrants		Details of convertible securities		Total shares (including underlying shares assuming full conversion of warrants and convertible securities) as a % of diluted share capital
				Number of warrants held	As a % total number of warrants of the same class	Number of convertible securities held	% w.r.t total number of convertible securities of the same class	
TOTAL		NIL	NIL					

(I)(c)(ii) Statement showing holding of securities (including shares, warrants, convertible securities) of persons (together with PAC) belonging to the category "Public" and holding more than 5% of the total number of shares of the company								
Sr. No.	Name(s) of the shareholder(s) and the Persons Acting in Concert (PAC) with them	Number of shares	Shares as a percentage of total number of shares [i.e., Grand Total (A)+(B)+(C) indicated in Statement at para (I)(a) above]	Details of warrants		Details of convertible securities		Total shares (including underlying shares assuming full conversion of warrants and convertible securities) as a % of diluted share capital
				Number of warrants	As a % total number of warrants of the same class	Number of convertible securities held	% w.r.t total number of convertible securities of the same class	
TOTAL		NIL	NIL					



(I)(d) Statement showing details of locked-in shares			
Sr. No.	Name of the shareholder	Number of Locked in Shares	Locked-in shares as a percentage of total number of shares [i.e., Grand Total (A)+(B)+(C) indicated in Statement at para (I)(a) above]
TOTAL		0	0.0000

(II)(a) Statement showing details of Depository Receipts (DRs)				
Sr. No.	Type of outstanding DR (ADRs, GDRs, SDRs, etc.)	Number of outstanding DRs	Number of shares underlying outstanding DRs	Shares underlying outstanding DRs as a percentage of total number of shares [i.e., Grand Total (A)+(B)+(C) indicated in Statement at para (I)(a) above]
	NIL	NIL	NIL	NIL
TOTAL		NIL	NIL	NIL

(II) (b) Statement showing holding of Depository Receipts (DRs), where underlying shares held by "Promoter/ Promoter Group" are in excess of 1% of the total number of shares				
Sr. No.	Name of the DR Holder	Type of outstanding DR (ADRs, GDRs, SDRs, etc.)	Number of shares underlying outstanding DRs	Shares underlying outstanding DRs as a percentage of total number of shares [i.e., Grand Total (A)+(B)+(C) indicated in Statement at para (I)(a) above]
	NIL	NIL	NIL	NIL
TOTAL		NIL	NIL	NIL

