



A WHO GMP & ISO 9001: 2008 Certified Company

Corp. Off. Suite no. 203-204, Eco House, Vishveshwar Nagar,
Goregaon (East), Mumbai - 400 063 (INDIA)
Ph: +91 22 29275901/02/03/04 • Fax: +91 22 29275905
Regd. Office: Village Kishanpura, Nalagarh Road, Baddi, Distt. Solan, H.P.

January 19, 2013

Bombay Stock Exchange Ltd.

Sir P J Towers
Dalal Street
Mumbai 400 001

Kind Attn: General Manager – DCS

corp.relations@bseindia.com

National Stock Exchange of India Ltd.

Exchange Plaza, 5th Floor, Plot No. C/1
G Block, Bandra-Kurla Complex
Bandra(E), Mumbai 400 051

Kind Attn: Head- Listing

cmlist@nse.co.in

Sub: Shareholding Pattern under Clause 35 for the quarter ended 31st December, 2012


Dear Sirs

This is with reference to the provisions of the Clause 35 of the Listing Agreement relating to Shareholding Pattern.

Accordingly, we enclose herewith the Shareholding Pattern for the Quarter ended 31st December, 2012 in the prescribed format, for your information and record.

Thanking you

Yours faithfully
For **BROOKS LABORATORIES LTD.**


(Ashima Banodha)
COMPANY SECRETARY

SHAREHOLDING PATTERN UNDER CLAUSE 35 OF THE LISTING AGREEMENT


(I)(a) Statement showing Shareholding Pattern

Name of the Company : **BROOKS LABORATORIES LIMITED**

Scrip Code, Name of the scrip, class of security : **BSE-533543, NSE-BROOKS;
EQUITY**


As on Date : **31-Dec-2012**

| | | | |
|---|-------------------------------|---|--|
| Partly paid-up shares | No. of partly paid-up shares | As a % of total no. of partly paid-up Shares | As a % of total no. of shares of the company |
| Held by promoter/promoter group | 0 | 0 | 0 |
| Held by public | 0 | 0 | 0 |
| Total | 0 | 0 | 0 |
| Outstanding convertible securities | No. of outstanding securities | As a % of total no. of outstanding convertible securities | As a % of total no. of shares of the company, assuming full conversion of the convertible securities |
| Held by promoter/promoter group | 0 | 0 | 0 |
| Held by public | 0 | 0 | 0 |
| Total | 0 | 0 | 0 |
| Warrants | No. of warrants | As a % of total no. of warrants | As a % of total no. of shares of the company, assuming full conversion of Warrants |
| Held by promoter/promoter group | 0 | 0 | 0 |
| Held by public | 0 | 0 | 0 |
| Total | 0 | 0 | 0 |
| Total paid-up capital of the company, assuming full conversion of warrants and convertible securities | 16186422 | | |




(I)(a) Statement showing Shareholding Pattern

| Sr. no. | Category of shareholder | Number of shareholders | Total number of shares | Number of shares held in dematerialized form | Total shareholding as a percentage of total number of shares | | Shares Pledged or otherwise encumbered | |
|------------|---|------------------------|------------------------|--|--|----------------------------|--|--|
| | | | | | As a percentage of (A+B) ¹ | As a percentage of (A+B+C) | Number of shares | As a percentage (IX) = (VIII) / (IV) * 100 |
| (I) | (II) | (III) | (IV) | (V) | (VI) | (VII) | (VIII) | (IX) |
| (A) | Promoter and Promoter Group² | | | | | | | |
| (1) | Indian | | | | | | | |
| (a) | Individuals/Hindu Undivided Family | 10 | 9836422 | 9836422 | 60.77 | 60.77 | 0 | 0.00 |
| (b) | Central Government/State Government(s) | 0 | 0 | 0 | 0 | 0 | 0 | 0 |
| (c) | Bodies Corporate | 0 | 0 | 0 | 0 | 0 | 0 | 0 |
| (d) | Financial Institutions/Banks | 0 | 0 | 0 | 0 | 0 | 0 | 0 |
| (e) | Any Other (Total) | 0 | 0 | 0 | 0.00 | 0.00 | 0 | 0 |
| | Sub-Total (A)(1) | 10 | 9836422 | 9836422 | 60.77 | 60.77 | 0 | 0.00 |
| (2) | Foreign | | | | | | | |
| (a) | Individuals (Non-Resident Individuals/Foreign Individuals) | 0 | 0 | 0 | 0 | 0 | 0 | 0 |
| (b) | Bodies Corporate | 0 | 0 | 0 | 0 | 0 | 0 | 0 |
| (c) | Institutions | 0 | 0 | 0 | 0 | 0 | 0 | 0 |
| (d) | Qualified Foreign Investor | 0 | 0 | 0 | 0 | 0 | 0 | 0 |
| (e) | Any Other (Total) | 0 | 0 | 0 | 0.00 | 0.00 | 0 | 0.00 |
| | Sub-Total (A)(2) | 0 | 0 | 0 | 0.00 | 0.00 | 0 | 0.00 |
| | Total Shareholding of Promoter and Promoter Group (A)= (A)(1)+(A)(2) | 10 | 9836422 | 9836422 | 60.77 | 60.77 | 0 | 0.00 |
| (B) | Public shareholding³ | | | | | | | |
| (1) | Institutions | | | | | | | |
| (a) | Mutual Funds/UTI | 0 | 0 | 0 | 0 | 0 | N.A. | N.A. |
| (b) | Financial Institutions/Banks | 0 | 0 | 0 | 0 | 0 | N.A. | N.A. |
| (c) | Central | 0 | 0 | 0 | 0 | 0 | N.A. | N.A. |



| | | | | | | | | | |
|------------|---|-------|----------|----------|--------|--------|--------|------|------|
| | Government/State Government(s) | | | | | | | | |
| (d) | Venture Capital Funds | 0 | 0 | 0 | 0 | 0 | 0 | N.A. | N.A. |
| (e) | Insurance Companies | 0 | 0 | 0 | 0 | 0 | 0 | N.A. | N.A. |
| (f) | Foreign Institutional Investors | 0 | 0 | 0 | 0 | 0 | 0 | N.A. | N.A. |
| (g) | Foreign Venture Capital Investors | 0 | 0 | 0 | 0 | 0 | 0 | N.A. | N.A. |
| (h) | Qualified Foreign Investor | 0 | 0 | 0 | 0 | 0 | 0 | N.A. | N.A. |
| (i) | Any Other (Total) | 0 | 0 | 0 | 0.00 | 0.00 | 0.00 | N.A. | N.A. |
| | Sub-Total (B)(1) | 0 | 0 | 0 | 0.00 | 0.00 | 0.00 | N.A. | N.A. |
| (2) | Non-institutions | | | | | | | | |
| (a) | Bodies Corporate | 276 | 902752 | 902752 | 5.58 | 5.58 | 5.58 | N.A. | N.A. |
| (b) | Individuals - i. Individual Shareholders Holding Nominal Share Capital Up To >Rs. 1 Lakh. | 10012 | 4257083 | 4257068 | 26.30 | 26.30 | 26.30 | N.A. | N.A. |
| | Individuals - ii. Individual Shareholders Holding Nominal Share Capital In Excess Of Rs. 1 Lakh | 36 | 748717 | 748717 | 4.63 | 4.63 | 4.63 | N.A. | N.A. |
| (c) | Qualified Foreign Investor | 0 | 0 | 0 | 0 | 0 | 0 | N.A. | N.A. |
| (d) | Any Other (Total) | 281 | 441448 | 430848 | 2.73 | 2.73 | 2.73 | N.A. | N.A. |
| (d1) | Clearing Members | 152 | 277658 | 277658 | 1.72 | 1.72 | 1.72 | N.A. | N.A. |
| (d2) | Directors/ Relatives | 1 | 3000 | 0 | 0.02 | 0.02 | 0.02 | N.A. | N.A. |
| (d3) | Non Resident Indians (Non repat) | 8 | 11435 | 11435 | 0.07 | 0.07 | 0.07 | N.A. | N.A. |
| (d4) | Non Resident Indians (Repat) | 73 | 105355 | 105355 | 0.65 | 0.65 | 0.65 | N.A. | N.A. |
| (d5) | Office Bearers | 47 | 44000 | 36400 | 0.27 | 0.27 | 0.27 | N.A. | N.A. |
| | Sub-Total (B)(2) | 10605 | 6350000 | 6339385 | 39.23 | 39.23 | 39.23 | N.A. | N.A. |
| | Total Public Shareholding (B)= (B)(1)+(B)(2) | 10605 | 6350000 | 6339385 | 39.23 | 39.23 | 39.23 | N.A. | N.A. |
| | TOTAL (A)+(B) | 10615 | 16186422 | 16175807 | 100.00 | 100.00 | 100.00 | 0 | 0.00 |

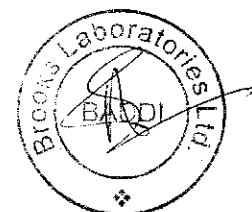


| | | | | | | | | |
|-----|--|-------|----------|----------|------|--------|------|------|
| (C) | Shares held by Custodians and against which Depository Receipts have been issued | 0 | 0 | 0 | N.A. | 0.00 | N.A. | N.A. |
| C1 | Promoter and Promoter Group | 0 | 0 | 0 | N.A. | 0 | N.A. | N.A. |
| C2 | Public | 0 | 0 | 0 | N.A. | 0 | N.A. | N.A. |
| | GRAND TOTAL (A)+(B)+(C) | 10615 | 16186422 | 16175807 | N.A. | 100.00 | 0 | 0.00 |

¹For determining public shareholding for the purpose of Clause 40A.

²For definitions of "Promoter" and "Promoter Group", refer to Clause 40A.

³For definitions of "Public Shareholding", refer to Clause 40A.



(I)(b) Statement showing Shareholding of persons belonging to the category "Promoter and Promoter Group"

| Sr. No (I) | Name of the shareholder (II) | PAN of the Shareholder (III) | Total Shares held | | Shares pledged or otherwise encumbered | | | Details of warrants | | Details of convertible securities | | Total shares (including underlying shares assuming full conversion of warrants and convertible securities) as a % of diluted share capital (XIII) |
|---------------|---------------------------------|---------------------------------|-------------------|--|--|---|---|---------------------------------|--|---|--|--|
| | | | Number (IV) | as a % of grand total (A) + (B) + (C) (V) | Number (VI) | as a percent age (VII) = (VI) / (IV)*100 | as a % of grand total (A) + (B) + (C) of sub-clause (I)(a) (VIII) | Number of warrants held (XI) | As a % total number of warrants of the same class (X) | Number of convertible securities held (XI) | As a % total number of convertible securities of the same class (XII) | |
| 1 | ATUL RANCHAL | ADMPR5359L | 4113071 | 25.41 | 0 | 0.00 | 0.00 | 0 | 0 | 0 | 0 | 0 |
| 2 | RAJESH MAHAJAN | AFGPM8060D | 3493151 | 21.58 | 0 | 0.00 | 0.00 | 0 | 0 | 0 | 0 | 0 |
| 3 | MANMOHAN LAL MAHAJAN | AAXPM0369D | 491400 | 3.04 | 0 | 0.00 | 0.00 | 0 | 0 | 0 | 0 | 0 |
| 4 | RAJNI RANCHAL | AALPA2705P | 328860 | 2.03 | 0 | 0.00 | 0.00 | 0 | 0 | 0 | 0 | 0 |
| 5 | SARAS GUPTA | AGPPG8399F | 317520 | 1.96 | 0 | 0.00 | 0.00 | 0 | 0 | 0 | 0 | 0 |
| 6 | ARYAN MAHAJAN | BORPM9382R | 313740 | 1.94 | 0 | 0.00 | 0.00 | 0 | 0 | 0 | 0 | 0 |
| 7 | ERWIN MAHAJAN | BORPM9381N | 302400 | 1.87 | 0 | 0.00 | 0.00 | 0 | 0 | 0 | 0 | 0 |
| 8 | SAVVY RANCHAL | BCRPR8662M | 226800 | 1.40 | 0 | 0.00 | 0.00 | 0 | 0 | 0 | 0 | 0 |
| 9 | SELINA RANCHAL | BCRPR8704G | 226800 | 1.40 | 0 | 0.00 | 0.00 | 0 | 0 | 0 | 0 | 0 |
| 10 | DAVINDER KUMARI | BPJPK2733K | 22680 | 0.14 | 0 | 0.00 | 0.00 | 0 | 0 | 0 | 0 | 0 |
| | TOTAL | | 9836422 | 60.77 | 0 | 0.00 | 0.00 | 0 | 0.00 | 0 | 0.00 | 0.00 |




l)(c) Statement showing Shareholding of persons belonging to the category "Public" and holding more than 1% of the total number of shares

| Sr. No. | Name of the shareholder | PAN of the Shareholder | Number of shares | Shares as a percentage of total number of shares {i.e., Grand Total (A)+(B)+(C) indicated in Statement at para (l)(a) above} | Details of warrants | | Details of convertible securities | | Total shares (including underlying shares assuming full conversion of warrants and convertible securities) as a % of diluted |
|---------|-------------------------|------------------------|------------------|--|-------------------------|---|---------------------------------------|--|--|
| | | | | | Number of warrants held | As a % total number of warrants of the same class | Number of convertible securities held | % w.r.t total number of convertible securities of the same class | |
| | | | 0 | 0.00 | 0 | 0.00 | 0 | 0.00 | 0 |
| | TOTAL | | 0 | 0.00 | 0 | 0.00 | 0 | 0.00 | 0 |

l)(c) Statement showing Shareholding of persons belonging to the category "Public" and holding more than 5% of the total number of shares

| Sr. No. | Name of the shareholder | PAN of the Shareholder | Number of shares | Shares as a percentage of total number of shares {i.e., Grand Total (A)+(B)+(C) indicated in Statement at para (l)(a) above} | Details of warrants | | Details of convertible securities | | Total shares (including underlying shares assuming full conversion of warrants and convertible securities) as a % of diluted |
|---------|-------------------------|------------------------|------------------|--|-------------------------|---|---------------------------------------|--|--|
| | | | | | Number of warrants held | As a % total number of warrants of the same class | Number of convertible securities held | % w.r.t total number of convertible securities of the same class | |
| | | | 0 | 0.00 | 0 | 0.00 | 0 | 0.00 | 0.00 |
| | TOTAL | | 0 | 0.00 | 0 | 0.00 | 0 | 0.00 | 0.00 |



(I)(d) Statement showing details of locked-in shares

| Sr. No. | Name of the shareholder | PAN of the Shareholder | Number of locked-in shares | Locked-in shares as a percentage of total number of shares {i.e., Grand Total (A)+(B)+(C) indicated in Statement at para (I)(a) above} |
|---------|-------------------------|------------------------|----------------------------|--|
| 1 | ATUL RANCHAL | ADMPR5359L | 1618643 | 10.00 |
| 2 | RAJESH MAHAJAN | AFGPM8060D | 1618642 | 10.00 |
| | TOTAL | | 3237285 | 20.00 |

(II)(a) Statement showing details of Depository Receipts (DRs)

| Sr. No. | Type of outstanding DR (ADRs, GDRs, SDRs, etc.) | Number of outstanding DRs | Number of shares underlying outstanding DRs | Shares underlying outstanding DRs as a percentage of total number of shares {i.e., Grand Total (A)+(B)+(C) indicated in Statement at para (I)(a) above} |
|---------|---|---------------------------|---|---|
| | TOTAL | 0 | 0 | 0.00 |

(II)(b) Statement showing holding of Depository Receipts (DRs), where underlying shares held by 'promoter/promoter group' are in excess of 1% of the total number of shares

| Sr. No. | Name of the DR Holder | Type of outstanding DR (ADRs, GDRs, SDRs, etc.) | Number of shares underlying outstanding DRs | Shares underlying outstanding DRs as a percentage of total number of shares {i.e., Grand Total (A)+(B)+(C) indicated in Statement at para (I)(a) above} |
|---------|-----------------------|---|---|---|
| | | TOTAL | 0 | 0.00 |

For Brooks Laboratories Ltd.


Company Secretary/Compliance Officer